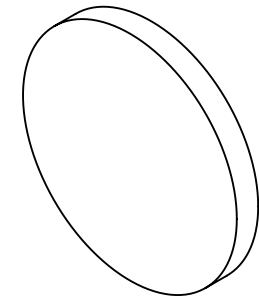


NOTES:

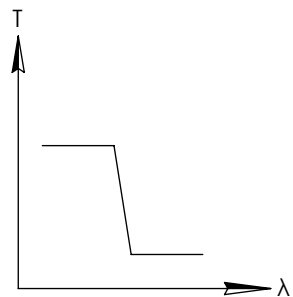
**FOR INFORMATION ONLY:  
DO NOT MANUFACTURE  
PARTS TO THIS DRAWING**



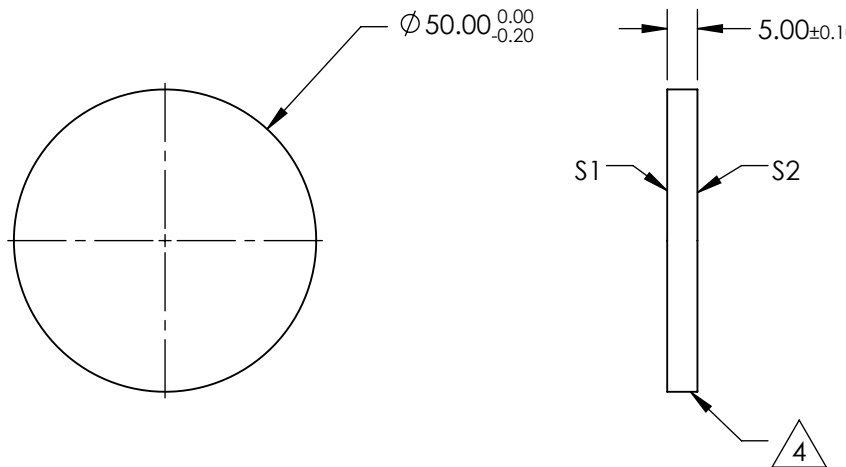
1. SUBSTRATE
2. SURFACE S2 TO BE PARALLEL WITH SURFACE S1 TO WITHIN  $\pm 3$  arcsec
3. COATING (APPLY ACROSS COATING APERTURE)  
DURABILITY:  
PERFORMANCE SPECIFICATIONS:  
T(avg):  $>85\%$  @ AOI  $0^\circ$  FROM 250 - 455nm  
T(avg):  $<1\%$  @ AOI  $0^\circ$  FROM 495 - 570nm  
T(avg):  $=50\%$  FOR AOI  $0^\circ$  @  $475 \pm 2$ nm  
  
S2: SINGLE LAYER MgF2

4. FINE GRIND SURFACE

5. POWER, IRREGULARITY, AND SURFACE QUALITY SPECIFICATIONS APPLY ACROSS CLEAR APERTURE
6. TRANSMITTED WAVEFRONT DISTORTION P-V @  $632.8\text{nm}$   $1/10 \lambda$
7. ROHS COMPLIANT



SHORTPASS FILTER



SPECIFICATIONS SUBJECT TO CHANGE WITHOUT NOTICE  
DIMENSIONS ARE FOR REFERENCE ONLY

Rev. A	S1	S2
SHAPE	PLANO	PLANO
SURFACE QUALITY	40-20	40-20
CLEAR APERTURE	80%	80%
BEVEL	PROTECTIVE AS NEEDED	PROTECTIVE AS NEEDED



ALL DIMS IN mm

**EO**® Edmund Optics®

TITLE	OD2, Ø50mm, 475nm, SHORTPASS FILTER
DWG NO	64609
SHEET	1 OF 1