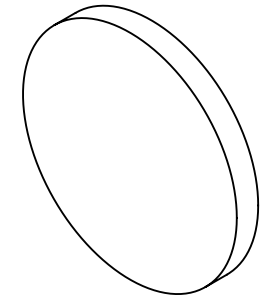


NOTES:

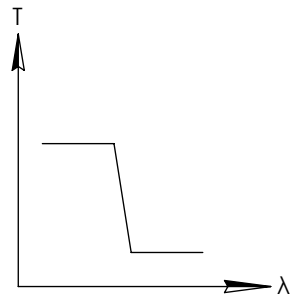
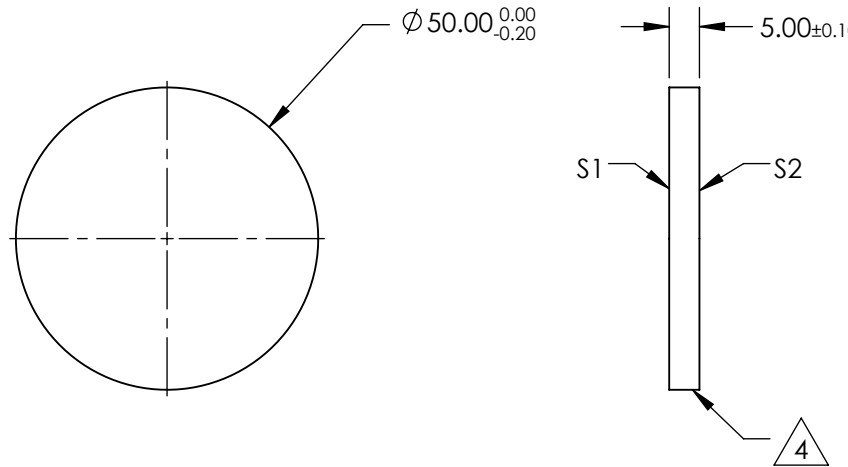
1. SUBSTRATE
2. SURFACE S2 TO BE PARALLEL WITH SURFACE S1 TO WITHIN  $\pm 3$  arcsec
3. COATING (APPLY ACROSS COATING APERTURE)  
 DURABILITY:  
 PERFORMANCE SPECIFICATIONS:  
 $T(\text{avg})$ :  $>85\%$  @ AOI  $0^\circ$  FROM 250 - 505nm  
 $T(\text{avg})$ :  $<1\%$  @ AOI  $0^\circ$  FROM 545 - 635nm  
 $T(\text{avg})$ :  $=50\%$  FOR AOI  $0^\circ$  @  $525 \pm 2$ nm  
  
 S2: SINGLE LAYER MgF2

**FOR INFORMATION ONLY:  
DO NOT MANUFACTURE  
PARTS TO THIS DRAWING**



4. FINE GRIND SURFACE

5. POWER, IRREGULARITY, AND SURFACE QUALITY SPECIFICATIONS APPLY ACROSS CLEAR APERTURE
6. TRANSMITTED WAVEFRONT DISTORTION P-V @  $632.8\text{nm } 1/10 \lambda$
7. ROHS COMPLIANT

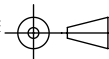


SHORTPASS FILTER

SPECIFICATIONS SUBJECT TO CHANGE WITHOUT NOTICE  
DIMENSIONS ARE FOR REFERENCE ONLY

Rev. A	S1	S2
SHAPE	PLANO	PLANO
SURFACE QUALITY	40-20	40-20
CLEAR APERTURE	80%	80%
BEVEL	PROTECTIVE AS NEEDED	PROTECTIVE AS NEEDED

THIRD ANGLE PROJECTION



ALL DIMS IN

mm

**EO**® Edmund Optics®

TITLE

OD2, Ø50mm, 525nm, SHORTPASS FILTER

DWG NO

64610

SHEET  
1 OF 1