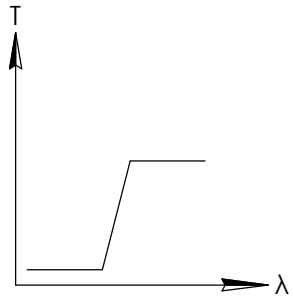
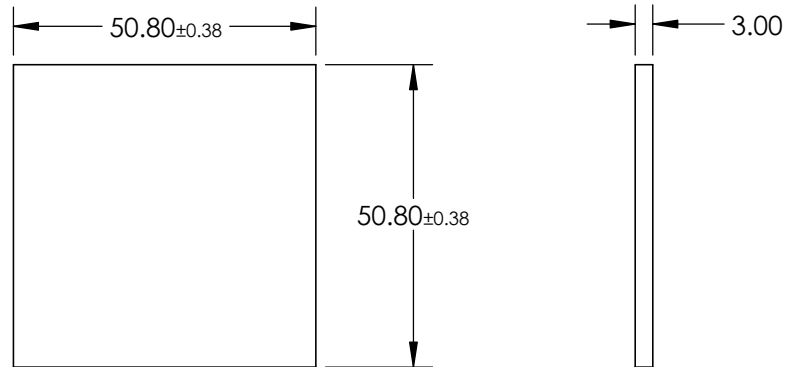
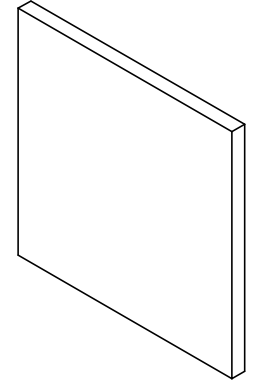


**FOR INFORMATION ONLY:
DO NOT MANUFACTURE
PARTS TO THIS DRAWING**



LONGPASS FILTER

SPECIFICATIONS SUBJECT TO CHANGE WITHOUT NOTICE
DIMENSIONS ARE FOR REFERENCE ONLY

REV. A	VALUE
SHAPE	PLANO
SPECTRAL TRANSMITTANCE $t_{ip}(\%)$	94
PASSBAND LIMIT λ_{p1} (nm)	710
CUT-OFF POSITION λ_c (nm)	630±6
STOPBAND LIMIT λ_s (nm)	540
WAVELENGTH	VIS
BEVEL	PROTECTIVE AS NEEDED



THIRD ANGLE PROJECTION

ALL DIMS IN

mm

TITLE

50.8 x 50.8mm, RG-630 LONGPASS FILTER

DWG NO

32765

SHEET
1 OF 1