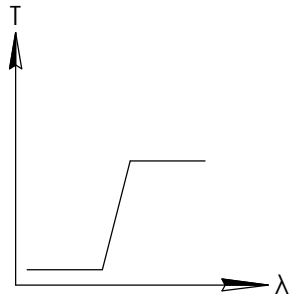
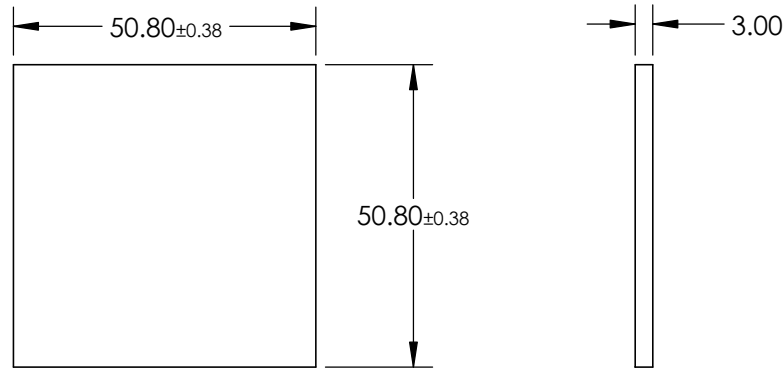
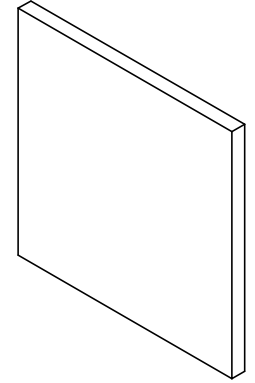


**FOR INFORMATION ONLY:  
DO NOT MANUFACTURE  
PARTS TO THIS DRAWING**



LONGPASS FILTER

SPECIFICATIONS SUBJECT TO CHANGE WITHOUT NOTICE  
DIMENSIONS ARE FOR REFERENCE ONLY

REV. A	VALUE
SHAPE	PLANO
SPECTRAL TRANSMITTANCE $t_{ip}(\%)$	93
PASSBAND LIMIT $\lambda_{p1}$ (nm)	580
CUT-OFF POSITION $\lambda_c$ (nm)	515±6
STOPBAND LIMIT $\lambda_s$ (nm)	440
WAVELENGTH	VIS
BEVEL	PROTECTIVE AS NEEDED



ALL DIMS IN

mm

TITLE

50.8 x 50.8mm, OG-515 LONGPASS FILTER

DWG NO

45064

SHEET  
1 OF 1