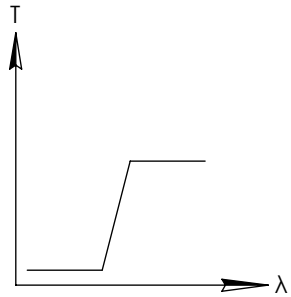
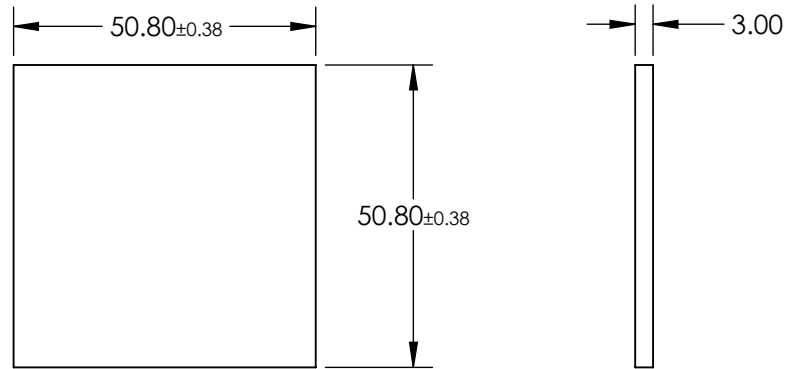
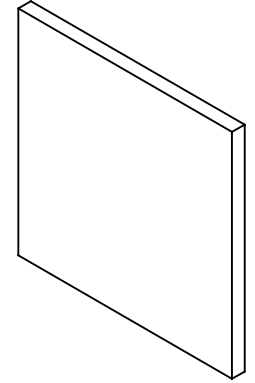


**FOR INFORMATION ONLY:  
DO NOT MANUFACTURE  
PARTS TO THIS DRAWING**



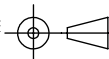
LONGPASS FILTER

SPECIFICATIONS SUBJECT TO CHANGE WITHOUT NOTICE  
DIMENSIONS ARE FOR REFERENCE ONLY

REV. A	VALUE
SHAPE	PLANO
SPECTRAL TRANSMITTANCE $t_p(\%)$	92
PASSBAND LIMIT $\lambda_{p1}$ (nm)	480
CUT-OFF POSITION $\lambda_c$ (nm)	395±6
STOPBAND LIMIT $\lambda_s$ (nm)	340
WAVELENGTH	UV
BEVEL	PROTECTIVE AS NEEDED



THIRD ANGLE  
PROJECTION



TITLE

50.8 x 50.8mm, SCHOTT GG-395 LONGPASS  
FILTER

ALL DIMS IN

mm

DWG NO

46056

SHEET  
1 OF 1