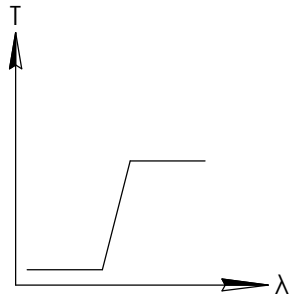
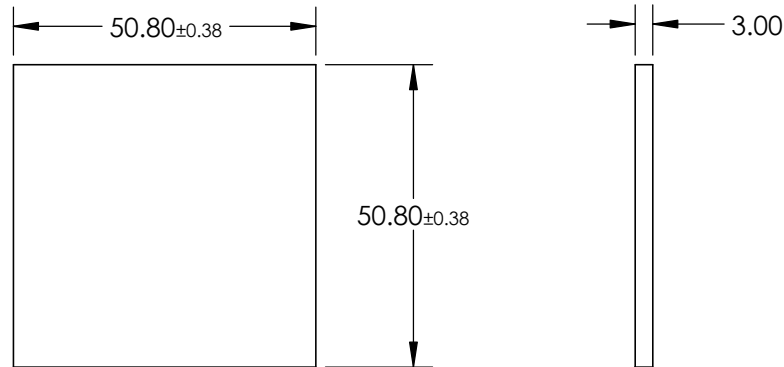
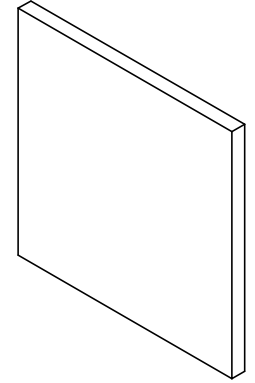


**FOR INFORMATION ONLY:
DO NOT MANUFACTURE
PARTS TO THIS DRAWING**



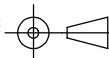
LONGPASS FILTER

SPECIFICATIONS SUBJECT TO CHANGE WITHOUT NOTICE
DIMENSIONS ARE FOR REFERENCE ONLY

REV. A	VALUE
SHAPE	PLANO
SPECTRAL TRANSMITTANCE $t_{ig}(\%)$	99
PASSBAND LIMIT λ_{p1} (nm)	470
CUT-OFF POSITION λ_c (nm)	320±6
STOPBAND LIMIT λ_s (nm)	280
WAVELENGTH	UV
BEVEL	PROTECTIVE AS NEEDED



THIRD ANGLE
PROJECTION



TITLE

50.8 x 50.8mm, N-WG-320 LONGPASS FILTER

ALL DIMS IN

mm

DWG NO

46421

SHEET
1 OF 1