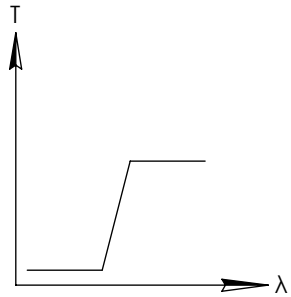
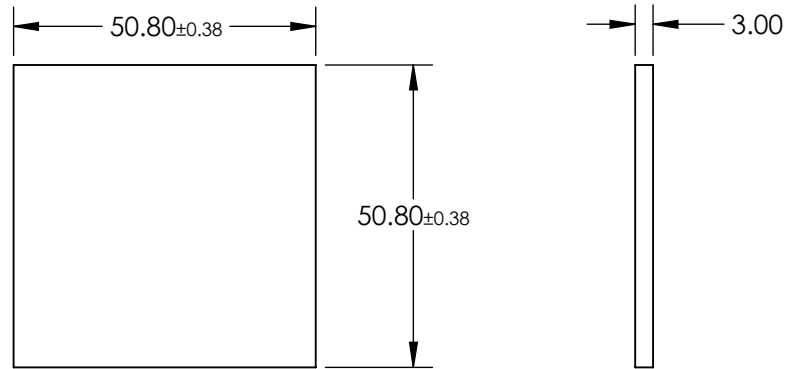
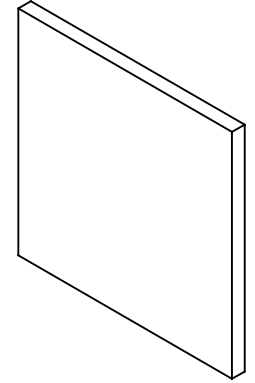


**FOR INFORMATION ONLY:
DO NOT MANUFACTURE
PARTS TO THIS DRAWING**



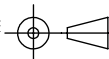
LONGPASS FILTER

SPECIFICATIONS SUBJECT TO CHANGE WITHOUT NOTICE
DIMENSIONS ARE FOR REFERENCE ONLY

REV. A	VALUE
SHAPE	PLANO
SPECTRAL TRANSMITTANCE $t_p(\%)$	93
PASSBAND LIMIT λ_{p1} (nm)	480
CUT-OFF POSITION λ_c (nm)	400±6
STOPBAND LIMIT λ_s (nm)	340
WAVELENGTH	VIS
BEVEL	PROTECTIVE AS NEEDED



THIRD ANGLE
PROJECTION



TITLE

50.8 x 50.8mm, SCHOTT GG-400 LONGPASS
FILTER

ALL DIMS IN

mm

DWG NO

46424

SHEET
1 OF 1