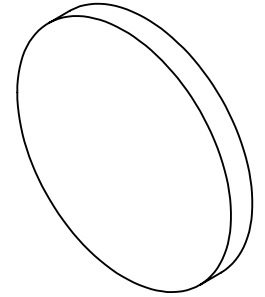


NOTES:

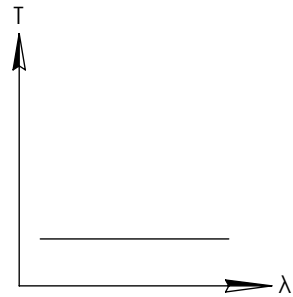
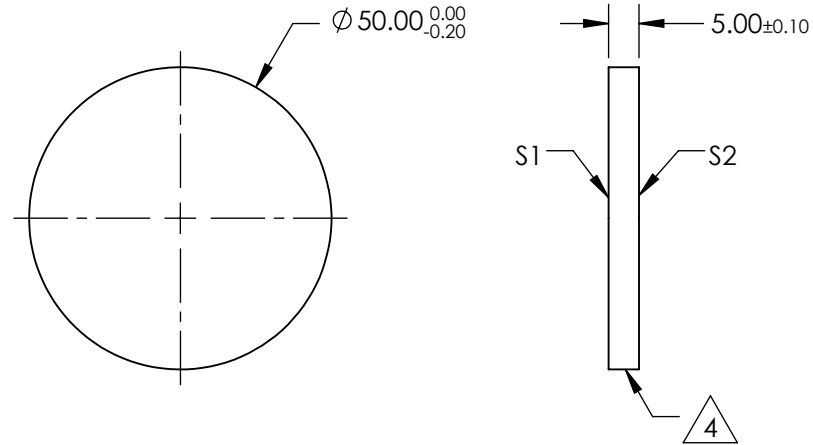
**FOR INFORMATION ONLY:
DO NOT MANUFACTURE
PARTS TO THIS DRAWING**



1. SUBSTRATE
2. SURFACE S2 TO BE PARALLEL WITH SURFACE S1 TO WITHIN 5 arcsec
3. COATING (APPLY ACROSS COATING APERTURE)
OPTICAL DENSITY = $0.5 \pm 10\%$ FROM 250 - 700
S1: PROPRIETARY N.D.
S2: NONE

4. FINE GRIND SURFACE

5. POWER, IRREGULARITY, AND SURFACE QUALITY SPECIFICATIONS
APPLY ACROSS CLEAR APERTURE
6. TRANSMITTED WAVEFRONT DISTORTION P-V @ 632.8nm: $\leq \lambda/4$
7. ROHS COMPLIANT



UV-VIS NEUTRAL DENSITY FILTER

SPECIFICATIONS SUBJECT TO CHANGE WITHOUT NOTICE
DIMENSIONS ARE FOR REFERENCE ONLY

	S1	S2
SHAPE	PLANO	PLANO
SURFACE QUALITY	40-20	40-20
CLEAR APERTURE	Ø40	Ø40
COATING APERTURE	Ø40	Ø40
BEVEL	PROTECTIVE AS NEEDED	PROTECTIVE AS NEEDED

THIRD ANGLE PROJECTION

ALL DIMS IN

mm

EO® **Edmund Optics**®

TITLE

OD 0.5, Ø50mm, UV-VIS ND FILTER

DWG NO

62663

SHEET
1 OF 1