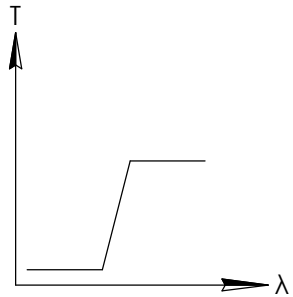
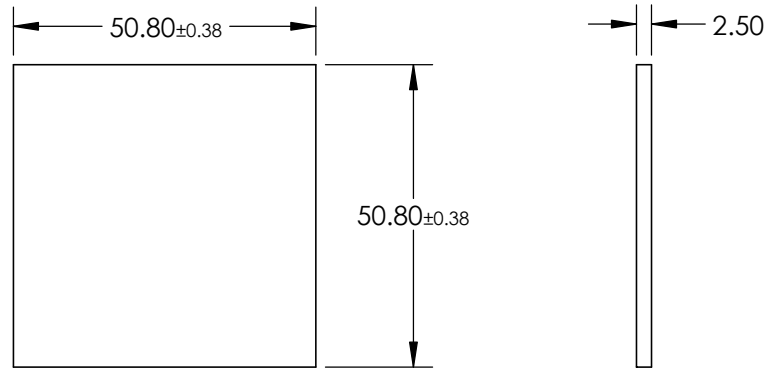
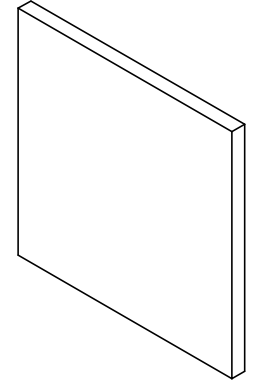


**FOR INFORMATION ONLY:
DO NOT MANUFACTURE
PARTS TO THIS DRAWING**



LONGPASS FILTER

SPECIFICATIONS SUBJECT TO CHANGE WITHOUT NOTICE
DIMENSIONS ARE FOR REFERENCE ONLY

REV. A	VALUE
SHAPE	PLANO
SPECTRAL TRANSMITTANCE $t_{ip}(\%)$	92
PASSBAND LIMIT λ_{p1} (nm)	520
CUT-OFF POSITION λ_c (nm)	500±6
STOPBAND LIMIT λ_s (nm)	458
WAVELENGTH	VIS
BEVEL	PROTECTIVE AS NEEDED



ALL DIMS IN

mm

TITLE

50.8 x 50.8mm, Y-50 LONGPASS FILTER

DWG NO

66061

SHEET
1 OF 1