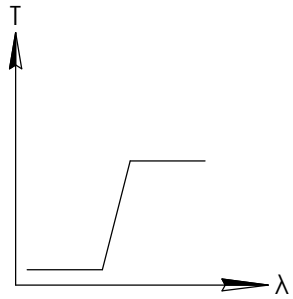
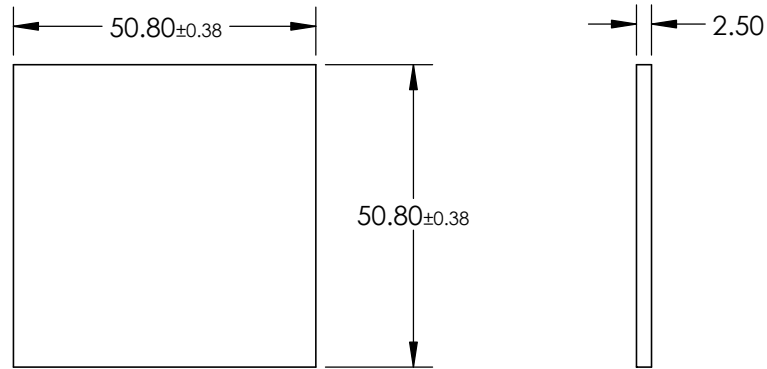
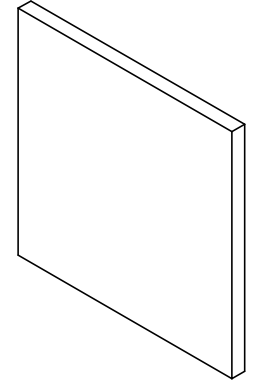


**FOR INFORMATION ONLY:  
DO NOT MANUFACTURE  
PARTS TO THIS DRAWING**



LONGPASS FILTER

SPECIFICATIONS SUBJECT TO CHANGE WITHOUT NOTICE  
DIMENSIONS ARE FOR REFERENCE ONLY

REV. A	VALUE
SHAPE	PLANO
SPECTRAL TRANSMITTANCE $t_{ig}(\%)$	95
PASSBAND LIMIT $\lambda_{p1}$ (nm)	570
CUT-OFF POSITION $\lambda_c$ (nm)	540±6
STOPBAND LIMIT $\lambda_s$ (nm)	498
WAVELENGTH	VIS
BEVEL	PROTECTIVE AS NEEDED



ALL DIMS IN

mm

TITLE

50.8 x 50.8mm, O-54 LONGPASS FILTER

DWG NO

66062

SHEET  
1 OF 1