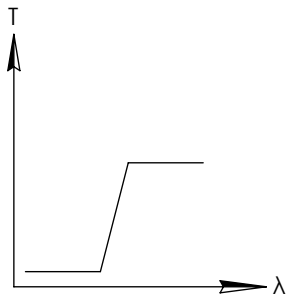
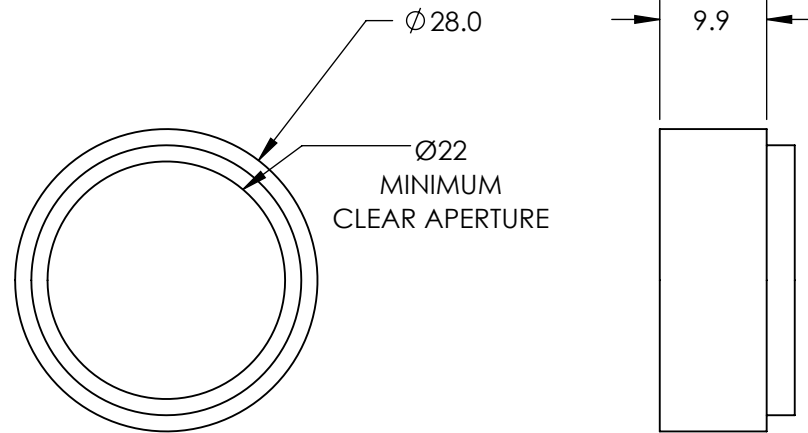
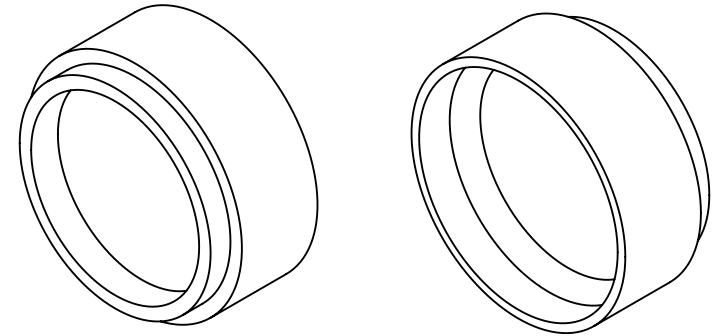


**FOR INFORMATION ONLY:  
DO NOT MANUFACTURE  
PARTS TO THIS DRAWING**



LONGPASS FILTER

SPECIFICATIONS SUBJECT TO CHANGE WITHOUT NOTICE  
DIMENSIONS ARE FOR REFERENCE ONLY

REV. A	VALUE
CUT-ON WAVELENGTH	450nm
TRANSMISSION WAVELENGTH	470 - 2000nm
REJECTION WAVELENGTH	200 - 430nm
TRANSMISSION	>85
SURFACE QUALITY	40-20
COATING TYPE	TRADITIONAL COATED



THIRD ANGLE PROJECTION		TITLE	M25.5 x 0.5, 450nm MOUNTED LONGPASS FILTER
ALL DIMS IN	mm	DWG NO	66670
			SHEET 1 OF 1