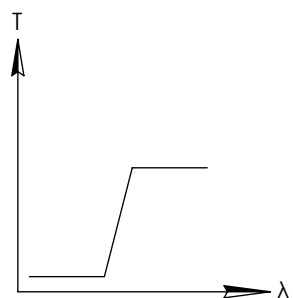
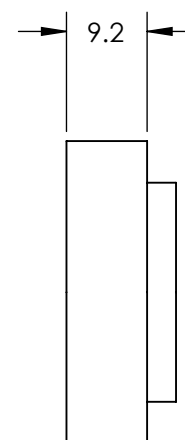
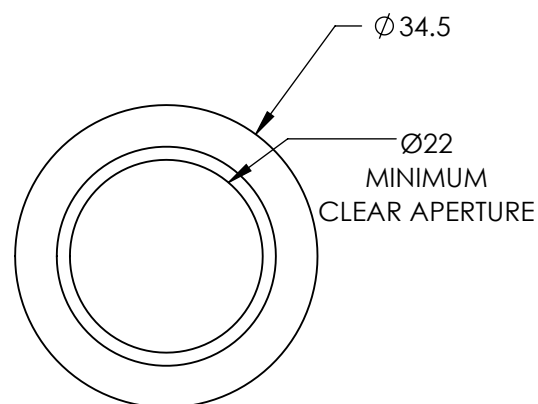
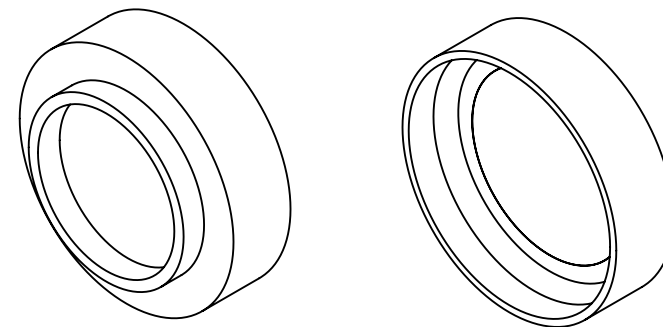


**FOR INFORMATION ONLY:  
DO NOT MANUFACTURE  
PARTS TO THIS DRAWING**



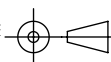
LONGPASS FILTER

SPECIFICATIONS SUBJECT TO CHANGE WITHOUT NOTICE  
DIMENSIONS ARE FOR REFERENCE ONLY

REV. A	VALUE
CUT-ON WAVELENGTH	550nm
TRANSMISSION WAVELENGTH	575 - 2000nm
REJECTION WAVELENGTH	415 - 515nm
TRANSMISSION	>85
SURFACE QUALITY	40-20
COATING TYPE	TRADITIONAL COATED

**EO<sup>®</sup> Edmund Optics<sup>®</sup>**

THIRD ANGLE  
PROJECTION



ALL DIMS IN

mm

TITLE

M30.5 x 0.5, 550nm MOUNTED LONGPASS  
FILTER

DWG NO

66687

SHEET  
1 OF 1