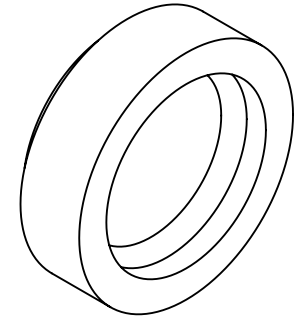


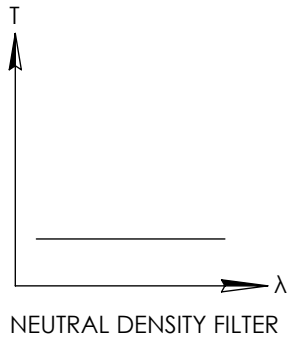
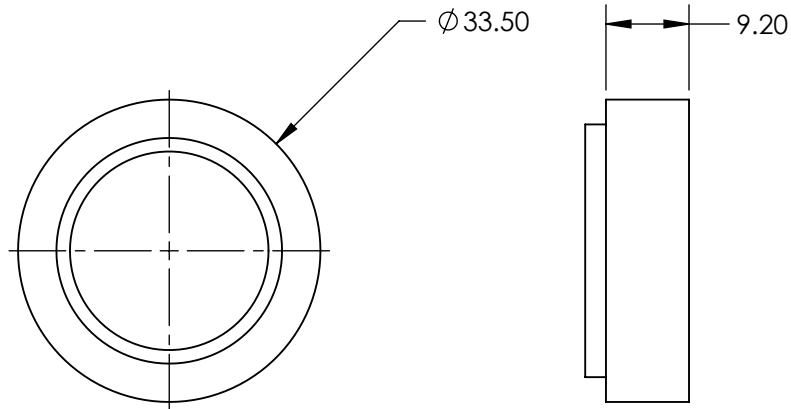
NOTES:

1. SUBSTRATE
2. SURFACE S2 TO BE PARALLEL WITH SURFACE S1 TO WITHIN 5 arcsec
3. FINE GRIND SURFACE
4. POWER, IRREGULARITY, AND SURFACE QUALITY SPECIFICATIONS APPLY ACROSS CLEAR APERTURE
5. ROHS COMPLIANT

**FOR INFORMATION ONLY:
DO NOT MANUFACTURE
PARTS TO THIS DRAWING**



△ FINE GRIND SURFACE



SPECIFICATIONS SUBJECT TO CHANGE WITHOUT NOTICE
DIMENSIONS ARE FOR REFERENCE ONLY

	S1	S2
SHAPE	PLANO	PLANO
CLEAR APERTURE	22	22
COATING APERTURE	NON-REFLECTIVE ND	NON-REFLECTIVE ND
BEVEL	PROTECTIVE AS NEEDED	PROTECTIVE AS NEEDED

THIRD ANGLE PROJECTION

ALL DIMS IN mm

EO® **Edmund Optics**®

TITLE

M30.5 x 0.5, OD 1.5, 700 - 1200nm NON-REFLECTIVE ND FILTER

DWG NO

66745

SHEET 1 OF 1