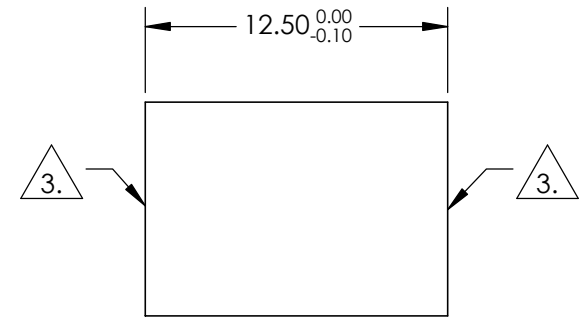
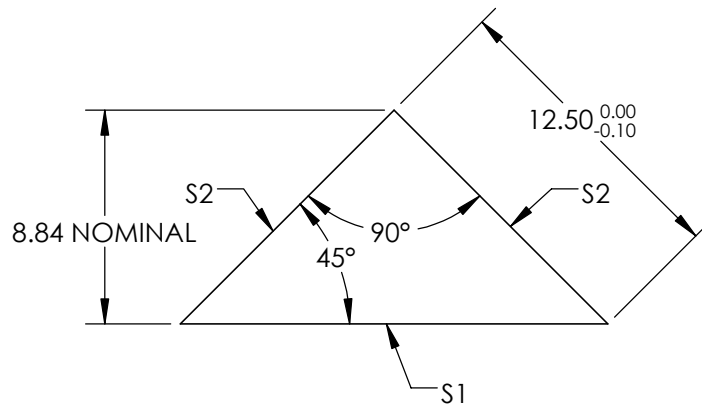
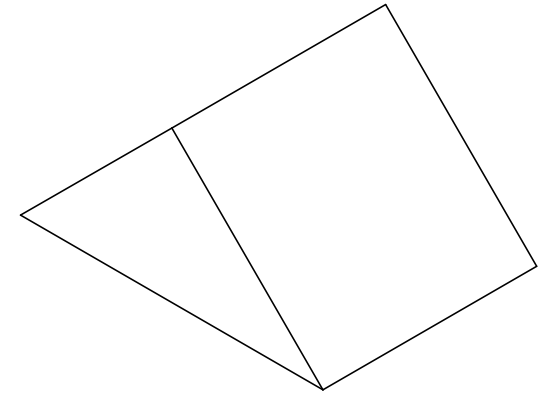


NOTES:

1. SUBSTRATE : FUSED SILICA
2. COATING (APPLY ACROSS CLEAR APERTURE)
 - S1: ALUMINIZED
 - R(avg) >85% @ 400 - 700nm
 - 0.3 J/cm² @ 532nm & 1064nm, 10ns
 - S2: MgF2
 - R(avg) ≤1.75% @ 400 - 700 nm
 - 10 J/cm² @ 532nm, 10ns

 FINE GRIND SURFACE

4. RoHS COMPLIANT

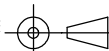


**FOR INFORMATION ONLY:
DO NOT MANUFACTURE
PARTS TO THIS DRAWING**

SPECIFICATIONS SUBJECT TO CHANGE WITHOUT NOTICE
DIMENSIONS ARE FOR REFERENCE ONLY

REV. A	S1	S2
SHAPE	PLANO	PLANO
SURFACE FLATNESS	$\lambda/2$	$\lambda/2$
SURFACE QUALITY	60-40	60-40
ANGLE TOLERANCE (arcmin)	±5	±5
PYRAMID TOLERANCE (arcmin)	±5	±5
BEVEL	PROTECTIVE AS NEEDED	PROTECTIVE AS NEEDED

THIRD ANGLE PROJECTION



ALL DIMS IN

mm



TITLE

12.5mm, AL, AR COATED, FUSED SILICA, RIGHT ANGLE PRISM

DWG NO

47793

SHEET
1 OF 1