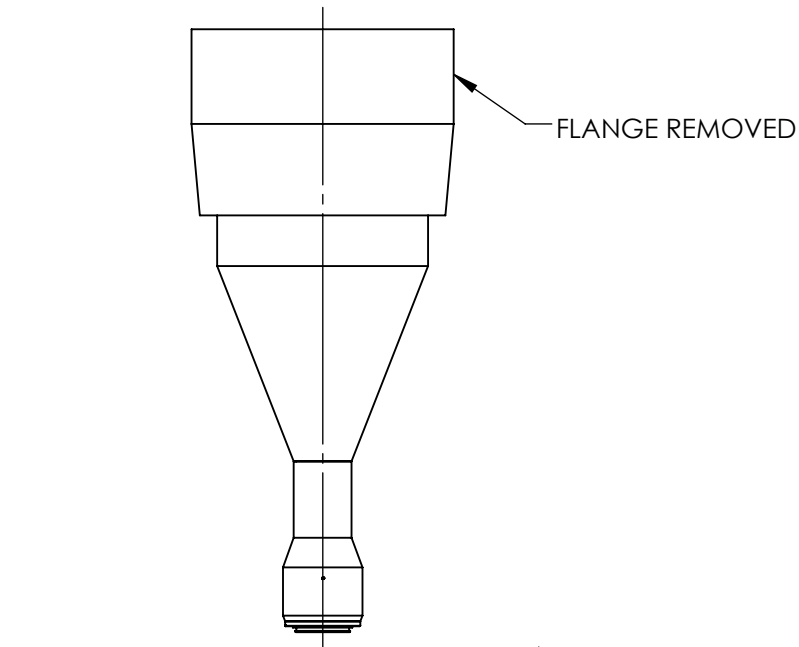
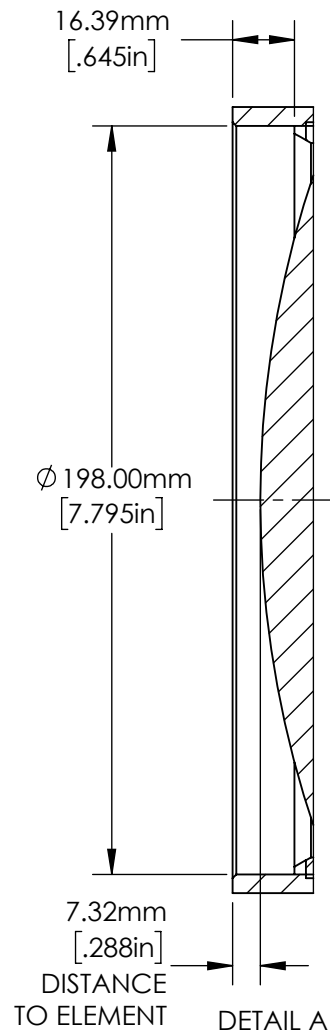


**FOR INFORMATION ONLY:
DO NOT MANUFACTURE
PARTS TO THIS DRAWING**

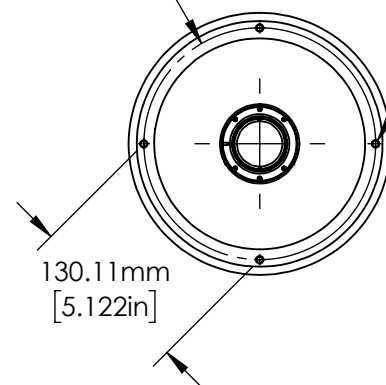
SPECIFICATIONS SUBJECT TO CHANGE
WITHOUT NOTICE
DIMENSIONS ARE FOR REFERENCE ONLY.
FOR DETAILED SPECIFICATIONS, PLEASE
REFER TO THE SPEC SHEET.

Edmund Optics®

TITLE	0.238X, 35mm F-Mount TitanTL® Telecentric Lens	
DWG NO	34032	SHEET 1 OF 2



Ø 184.00mm
[7.244in]
BOLT CIRCLE



Ø 240.00mm
[9.449in]
BOLT CIRCLE

4X M6 x 1.0
20mm DEEP

8X
Ø 8.00mm
[.315in]
THRU FLANGE

169.71mm
[6.681in]

REMOVABLE FLANGE
BOLTS ON IN 4 PLACES

**FOR INFORMATION ONLY:
DO NOT MANUFACTURE
PARTS TO THIS DRAWING**

SPECIFICATIONS SUBJECT TO CHANGE
WITHOUT NOTICE
DIMENSIONS ARE FOR REFERENCE ONLY.
FOR DETAILED SPECIFICATIONS, PLEASE
REFER TO THE SPEC SHEET.

EO[®] Edmund Optics[®]

TITLE

0.238X, 35mm F-Mount TitanTL[®] Telecentric
Lens

DWG NO

34032

SHEET
2 OF 2