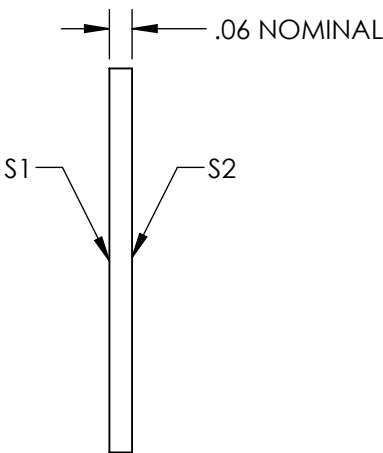
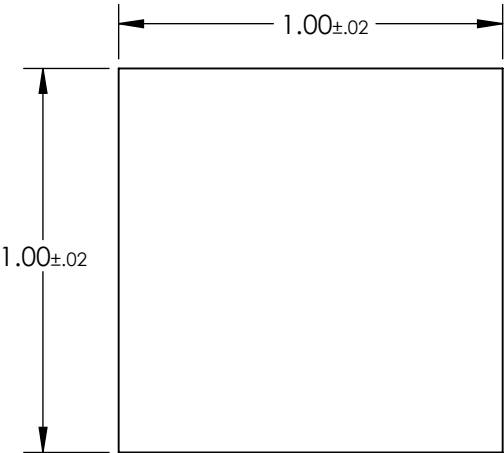
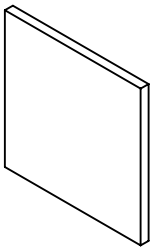


NOTES:

- 1. SUBSTRATE: FLOAT GLASS
- 2. LINE PAIR PATTERN: 5lp/mm
- 3. PARALLELISM:
LINE TO LINE: ≤ 2 ARCSEC
PATTERN TO SUBSTRATE: $\pm 1^\circ$
- 4. COATING:

S1: VACUUM DEPOSITED CHROME, OD > 3.0
REFLECTION: 50% \pm 5% @ 550nm

S2: NONE
- 5. RoHS: COMPLIANT



**FOR INFORMATION ONLY:
DO NOT MANUFACTURE
PARTS TO THIS DRAWING**

SPECIFICATIONS SUBJECT TO CHANGE WITHOUT NOTICE
DIMENSIONS ARE FOR REFERENCE ONLY

	VALUE
SHAPE	PLANO
SURFACE QUALITY	20-10
SURFACE FLATNESS	1λ
BEVEL	PROTECTIVE AS NEEDED

THIRD ANGLE
PROJECTION

ALL DIMS IN

in

 **Edmund Optics®**

TITLE

1" x 1" (5 lp/mm), Ronchi Ruling

DWG NO

58775

SHEET

1 OF 1