
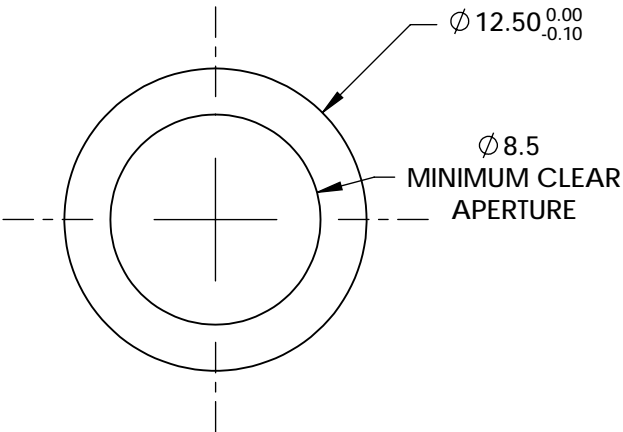
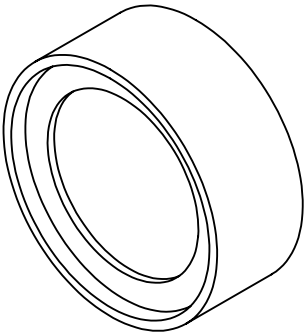


**FOR INFORMATION ONLY:
DO NOT MANUFACTURE
PARTS TO THIS DRAWING**



	VALUE
CENTER WAVELENGTH (CWL)	752.00 ±2.0 nm
FULL WIDTH HALF MAX (FWHM)	10.00 ±2.0 nm
MINIMUM TRANSMISSION	≥85%
BLOCKING	200 - 1200nm
SURFACE QUALITY	80-50
CONSTRUCTION	MOUNTED IN BLACK ANODIZED ALUMINUM RING
COATING TYPE	HARD COATED
DURABILITY	MIL-C-48497A, SECTION 3.4.1
ENVIRONMENTAL	MIL-STD-810F, SECTION 507.4

SPECIFICATIONS SUBJECT TO CHANGE WITHOUT NOTICE
DIMENSIONS ARE FOR REFERENCE ONLY



THIRD ANGLE PROJECTION		TITLE	752nm CWL, 12.5mm Dia., Hard Coated OD 4 10nm Bandpass Filter		
		DWG NO	12149	SHEET 1 OF 1	