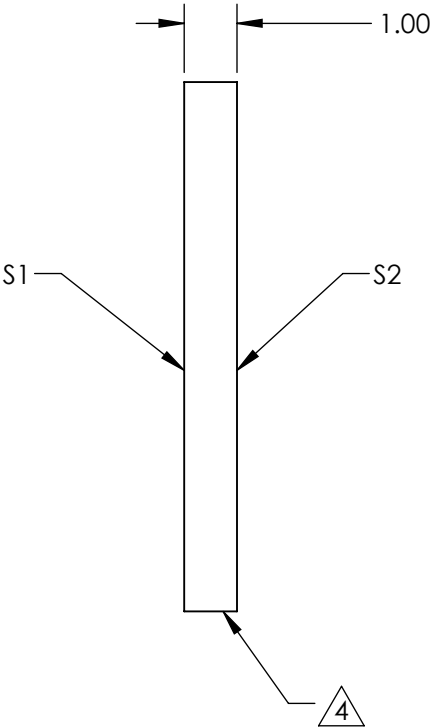
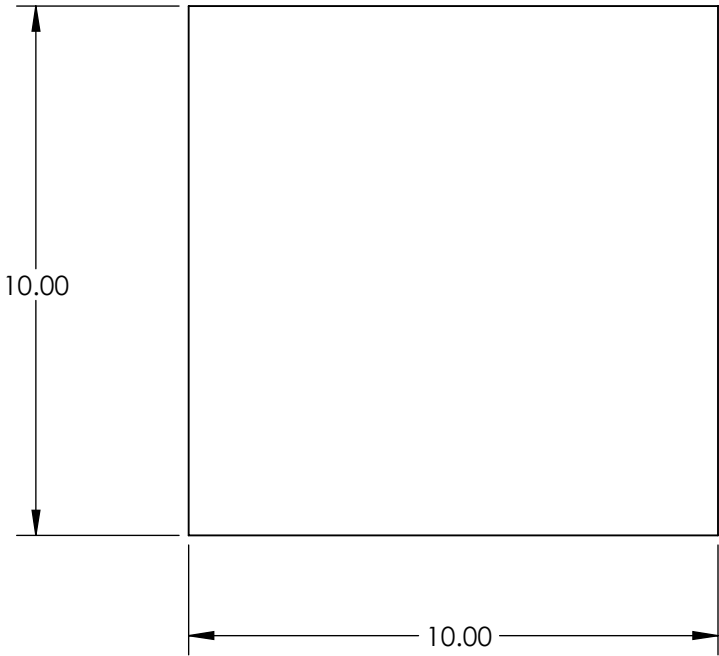
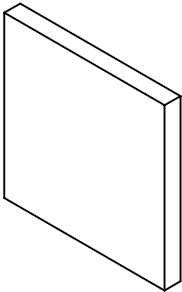


- NOTES:
- 1. SUBSTRATE: N-BK7
  - 2. S2 TO BE PARALLEL WITH S1 TO <1 ARCMIN
  - 3. COATING (APPLY ACROSS CLEAR APERTURE)

S1: VIS-EXT (350-700nm)  
S2: VIS-EXT (350-700nm)  
Ravg <0.5% @ 350 - 700nm

4. FINE GRIND SURFACE

5. ROHS COMPLIANT



**FOR INFORMATION ONLY:  
DO NOT MANUFACTURE  
PARTS TO THIS DRAWING**

SPECIFICATIONS SUBJECT TO CHANGE WITHOUT NOTICE  
DIMENSIONS ARE FOR REFERENCE ONLY

	S1	S2
SHAPE	PLANO	PLANO
SURFACE QUALITY	60-40	60-40
CLEAR APERTURE	9.00 x 9.00	9.00 x 9.00
BEVEL	PROTECTED AS NEEDED	PROTECTED AS NEEDED



ALL DIMS IN mm

**Edmund Optics®**

TITLE

10mm Sq., 1mm Thick, VIS-EXT Coated  $\lambda/4$  N-BK7 Window

DWG NO

23457

SHEET  
33 OF 48