

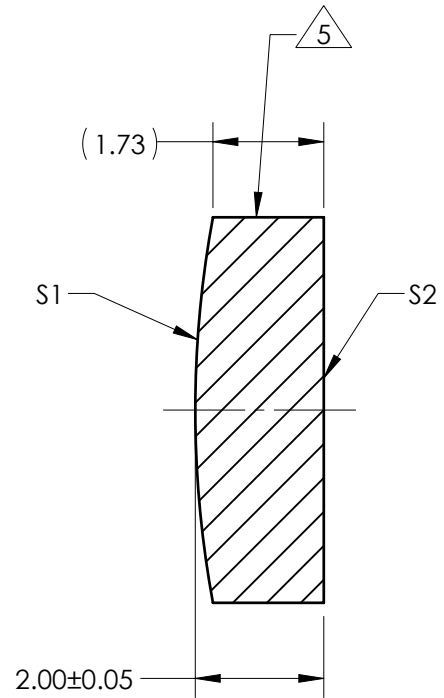
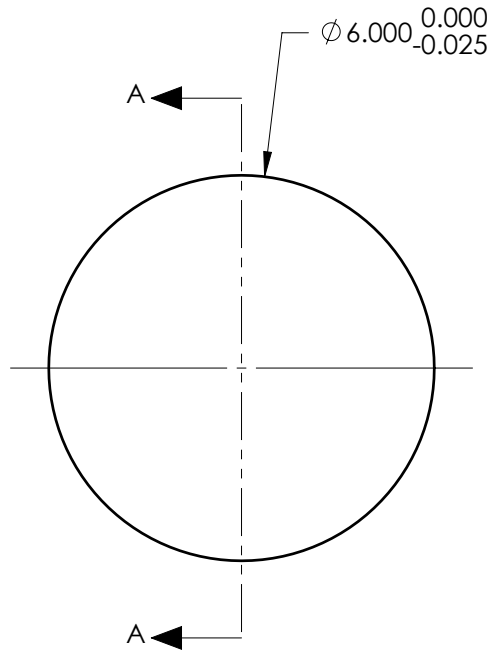
NOTES:

1. SUBSTRATE:
Fused Silica 458/678
2. ROHS COMPLIANT
3. CENTERING TOLERANCE (AT 587.6nm):
BEAM DEVIATION (HALF ANGLE): <1 ARCMIN
4. COATING (APPLY ACROSS COATING APERTURE)

S1 & S2: 532nm V-COAT
R(ABS) < 0.25% @ 532nm @ 0° AOI

5 FINE GRIND SURFACE

6. POWER, IRREGULARITY, AND SURFACE QUALITY
SPECIFICATIONS APPLY ACROSS CLEAR APERTURE
7. FOCAL LENGTH (EFL): 36.00mm±1%
BACK FOCAL LENGTH (BFL): 34.63mm
8. PROTECTIVE BEVEL AS NEEDED
9. DESIGN WAVELENGTH: 587.6nm



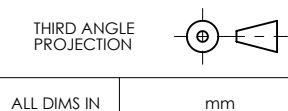
SECTION A-A

FOR INFORMATION ONLY:
**DO NOT MANUFACTURE
PARTS TO THIS DRAWING**

	S1	S2
SHAPE	CONVEX	PLANO
RADIUS	16.51	INFINITY
SURFACE QUALITY	40 - 20	40 - 20
MIN CLEAR APERTURE	Ø 5.40	Ø 5.40
MIN COATING APERTURE	Ø 5.00	Ø 5.00
POWER AT 632.8nm	3.00 RINGS	3.00 RINGS
IRREGULARITY AT 632.8nm	0.50 RINGS	0.50 RINGS

SPECIFICATIONS SUBJECT TO CHANGE WITHOUT NOTICE
DIMENSIONS ARE FOR REFERENCE ONLY

EO® **Edmund Optics**®



TITLE	6mm Dia x 36mm FL, 532NM V-COAT Coated, Plano-Convex Lens		
DWG NO	25866	SHEET 1 OF 1	