

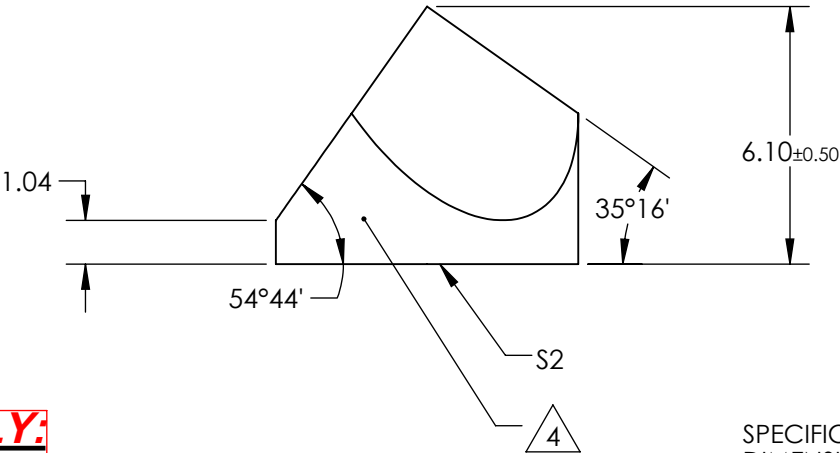
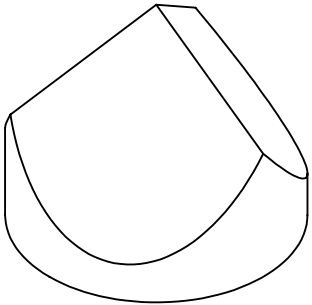
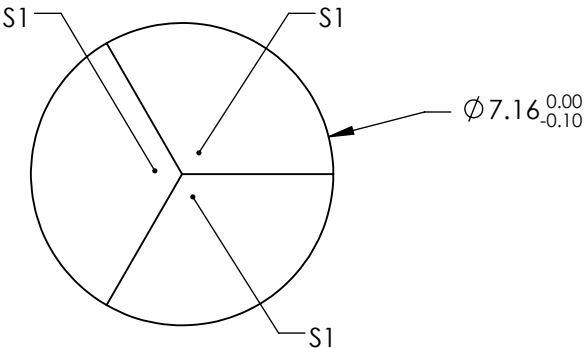
NOTES:

- 1. SUBSTRATE:  
N-BK7
- 2. INCIDENT AND REFLECTED BEAMS SHALL BE PARALLEL TO WITHIN 10 ARCSEC
- 3. COATING (APPLY ACROSS COATING APERTURE)  
S1: NONE

S2: NIR I  
R(AVG) ≤0.5% @ 600 - 1050nm

4. FINE GRIND SURFACE

- 5. ROHS: COMPLIANT



**FOR INFORMATION ONLY:  
DO NOT MANUFACTURE  
PARTS TO THIS DRAWING**

SPECIFICATIONS SUBJECT TO CHANGE WITHOUT NOTICE  
DIMENSIONS ARE FOR REFERENCE ONLY

	S1 & S2
SURFACE FLATNESS	$\lambda/8$
SURFACE QUALITY	60-40
WAVELENGTH RANGE	600 - 1050
BEVEL	PROTECTED AS NEEDED



ALL DIMS IN

mm



Edmund Optics®

TITLE

7.16mm NIR Coated, Corner Cube Prism

DWG NO

26966

SHEET  
1 OF 1