

**TECHSPEC® 25mm DG Series Fixed Focal Length Lens**



25mm Focal Length, #55-326

Stock **#55-326 8 In Stock**

⊖ 1 ⊕ €610.<sup>00</sup>

**ADD TO CART**

Volume Pricing	
Qty 1-49	€610,00 each
Need More?	<a href="#">Request Quote</a>

ⓘ Prices shown are exclusive of VAT/local taxes

Product Downloads

**General**

DG Series **Product Family:**

Fixed Focal Length Lens **Type:**

Traditional Double-Gauss Style Lens **Imaging Lens Type:**

**Physical & Mechanical Properties**

Variable **Iris Option:**

116.20	Length (mm):
54	Maximum Diameter (mm):
54	Outer Diameter (mm):
85	Weight (g):
3.5	Maximum Rear Protrusion (mm):

## Optical Properties

142.9mm - 31.6°	Horizontal Field of View @ Max Sensor Format:
Horizontal: 141.7mm - 31.4° Vertical: 106.1mm - 23.8° Diagonal: 177.5mm - 38.7°	Field of View at Max Sensor Format:
142.9mm - 31.6°	Horizontal Field of View, 1.1" Sensor:
128.8mm - 28.7°	Horizontal Field of View, 1" Sensor:
88.4mm - 19.9°	Horizontal Field of View, 2/3" Sensor:
72.3mm - 16.4°	Horizontal Field of View, 1/1.8" Sensor:
64.2mm - 14.6°	Horizontal Field of View, 1/2" Sensor:
58.2mm - 13.2°	Horizontal Field of View, 1/2.5" Sensor:
48.2mm - 10.9°	Horizontal Field of View, 1/3" Sensor:
36.1mm - 8.2°	Horizontal Field of View, 1/4" Sensor:
17.60	Maximum Image Circle (mm):
0.0114	Numerical Aperture NA, Object Side:
7 (5)	Number of Elements (Groups):
25.00	Focal Length FL (mm):
240 - ∞	Working Distance (mm):
f/4 - Closed	Aperture (f/#):
λ/4 MgF <sub>2</sub>	Coating:
λ/4 MgF <sub>2</sub>	Coating Specification:
10.22	Entrance Pupil Position (mm):
11.79	Object Space Principal Plane (mm):
-11.43	Image Space Principal Plane (mm):
0.03	Maximum Distortion (%):
-13.11	Exit Pupil Position (mm):
VS	Lens Wavelength Range:

## Sensor

1.1"	Maximum Sensor Format:
2.74	Pixel Size (μm):

## Threading & Mounting

M30.5 x 0.50 (Female)	Filter Thread:
C-Mount	Mount:

## Environmental & Durability Factors

-20 to +60

Storage Temperature (°C):

## Regulatory Compliance

Exempt

RoHS 2015:

Compliant

REACH 201:

View

Certificate of Conformance:

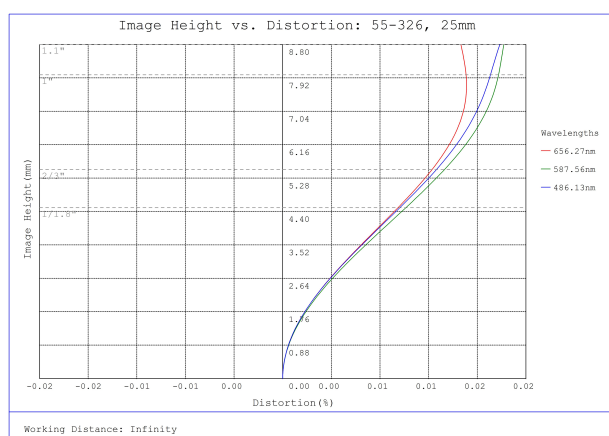
## Product Details

- Up to 4/3", C-Mount Lens
- Up to 9 MegaPixels, 2.8µm Pixel Size Sensors
- Double Gauss (DG) Lens with low distortion and high performance
- 18mm to 75mm Focal Length

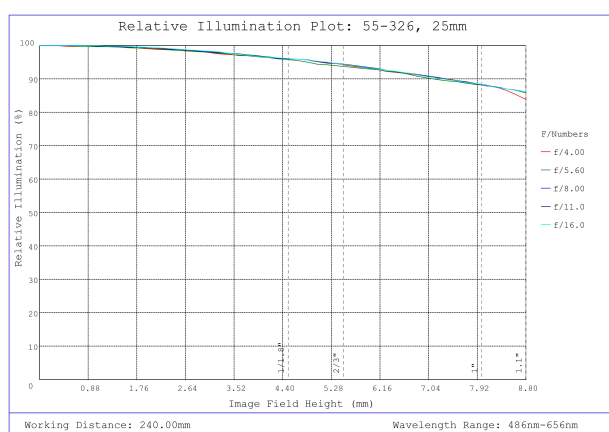
TECHSPEC® DG Series Fixed Focal Length Lenses utilize a Double Gauss design to provide high-performance, low distortion, compact size, and exceptional value, while exceeding the performance of typically available fixed focal length lenses. These lenses feature a mechanical design that allows the focusing movement to be motorized by the user, yields image resolution greater than 100 lp/mm, and have a standard C-Mount. For most applications, the camera-lens combination can be attached to workstations using the 1/4-20 mount provided on the camera. TECHSPEC® DG Series Fixed Focal Length Lenses include focus ring, manual iris, and set screws to facilitate a low profile integration in machine vision applications. Typical applications for the DG Series lenses include machine vision, assembly-line integration, and measurement and image analysis.

**Note:** [Industrial Boom Stands](#) are recommended for building vibration-free workstations.

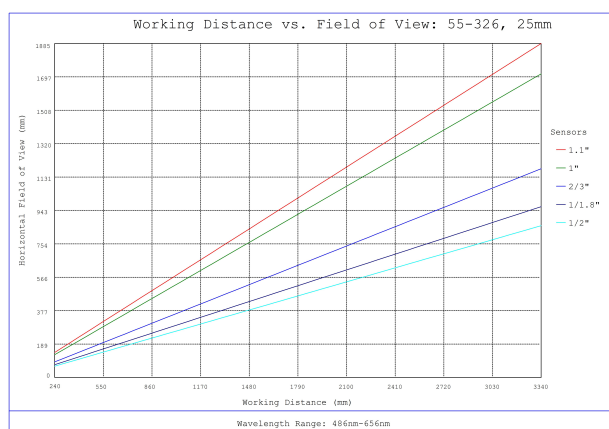
## Technical Information



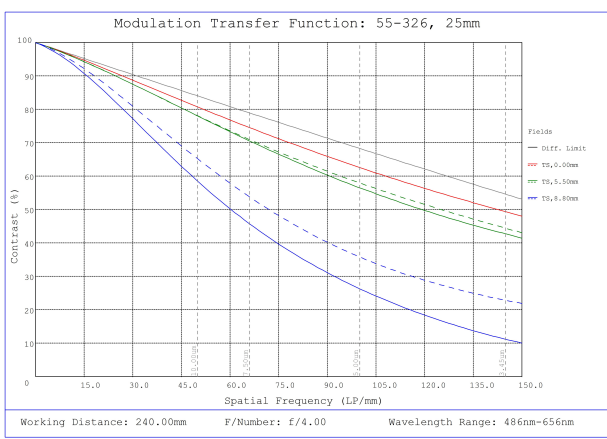
#55-326, 25mm DG Series Fixed Focal Length Lens, Distortion Plot



#55-326, 25mm DG Series Fixed Focal Length Lens, Relative Illumination Plot



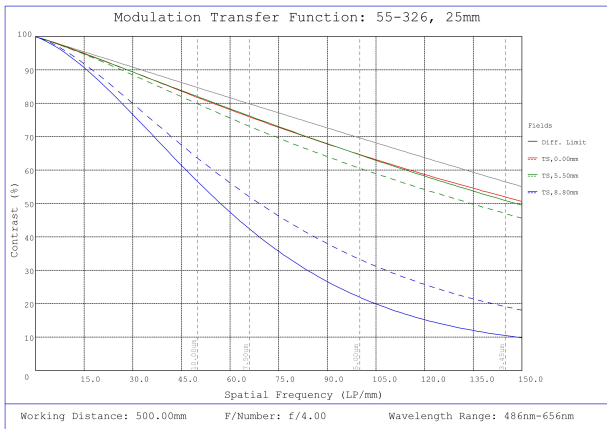
#55-326, 25mm DG Series Fixed Focal Length Lens, Working Distance versus Field of View Plot



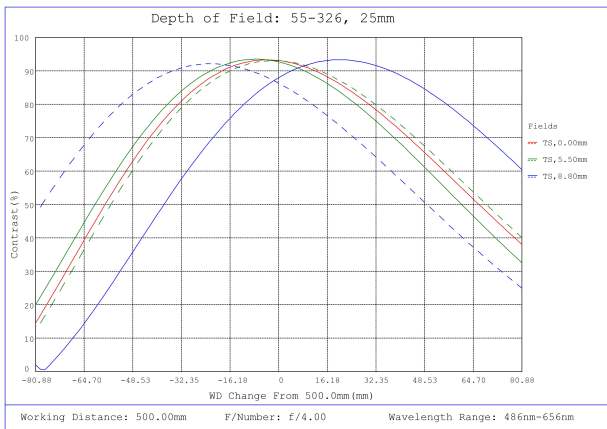
#55-326, 25mm DG Series Fixed Focal Length Lens, Modulated Transfer Function (MTF) Plot, 240mm Working Distance, f4



#55-326, 25mm DG Series Fixed Focal Length Lens, Depth of Field Plot, 240mm Working Distance, f4



#55-326, 25mm DG Series Fixed Focal Length Lens, Modulated Transfer Function (MTF) Plot, 500mm Working Distance, f4



#55-326, 25mm DG Series Fixed Focal Length Lens, Depth of Field Plot, 500mm Working Distance, f4

Dimensions							
FL (mm)	A (mm)	B (mm)	C (mm)	D (mm)	E (mm)	F (mm)	Filter Thread (Dia. x Pitch)
18	48.0	32.3	4.6	40.0	-	2.5	M30.5 x 0.5
25	39.0	40.0	5.8	34.7	30.7	2.2	M30.5 x 0.5
35	45.0	50.1	11.6	40.0	42.1	0	M37.0 x 0.75
50	47.5	69.0	10.6	40.0	40.8	0	M39.0 x 0.5
75	54.0	116.2	19.2	46.0	67.7	0	M49.0 x 0.75

## Compatible Cameras