

[See all 65 Products in Family](#)

TECHSPEC® 25mm, f/5.6 Cw Series Fixed Focal Length Lens



25mm Focal Length



Stock #15-650 [CONTACT US](#)

⊖ 1 ⊕ €316⁰⁰

ADD TO CART

Volume Pricing	
Qty 1+	€316,00 each
Need More?	Request Quote

ⓘ Prices shown are exclusive of VAT/local taxes

Product Downloads

General

Cw Series **Product Family:**

C-Mount compatible with O-ring 25mm ID x2mm **Note:**

Fixed Focal Length Lens **Type:**

Physical & Mechanical Properties

Fixed Iris Option:

41.40 Length (mm):

37.77 Maximum Diameter (mm):

34.1 Outer Diameter (mm):

4.2 Maximum Rear Protrusion (mm):

38.00 Diameter (mm):

Optical Properties

Horizontal Field of View @ Max Sensor Format:
38.3mm - 16.6°

Field of View at Max Sensor Format:
Horizontal: 19.8°
Vertical: 14.9°
Diagonal: 24.6°

16.6° Horizontal Field of View, 2/3" Sensor:

13.6° Horizontal Field of View, 1/1.8" Sensor:

12.1° Horizontal Field of View, 1/2" Sensor:

11.0° Horizontal Field of View, 1/2.5" Sensor:

9.1° Horizontal Field of View, 1/3" Sensor:

6.8° Horizontal Field of View, 1/4" Sensor:

11.00 Maximum Image Circle (mm):

0.0172 Numerical Aperture NA, Object Side:

7 (6) Number of Elements (Groups):

25.00 Focal Length FL (mm):

100 - ∞ Working Distance (mm):

f/5.6 Aperture (f/#):

425 - 675nm BBAR Coating:

425 - 675nm BBAR Coating Specification:

21.65 Entrance Pupil Position (mm):

24.53 Object Space Principal Plane (mm):

-12.44 Image Space Principal Plane (mm):

0.22 Maximum Distortion (%):

-15.69 Exit Pupil Position (mm):

VIS Lens Wavelength Range:

Sensor

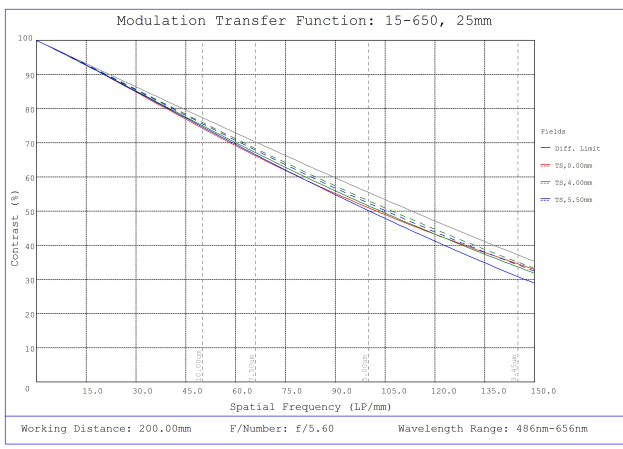
2/3" Maximum Sensor Format:

2.74 Pixel Size (µm):

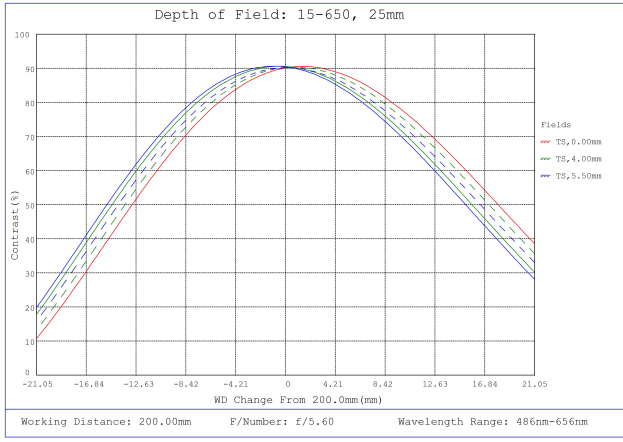
Threading & Mounting

M30.5 x 0.50 (Female) Filter Thread:

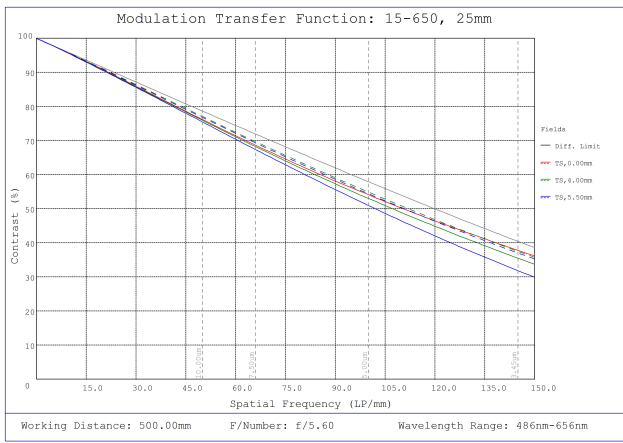
C-Mount Mount:



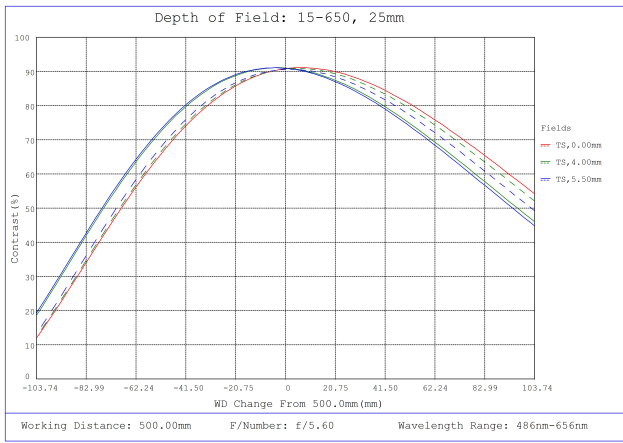
#15-650, 25mm, f/5.6 Cw Series Fixed Focal Length Lens, Modulated Transfer Function (MTF) Plot, 200mm Working Distance, f5.6



#15-650, 25mm, f/5.6 Cw Series Fixed Focal Length Lens, Depth of Field Plot, 200mm Working Distance, f5.6



#15-650, 25mm, f/5.6 Cw Series Fixed Focal Length Lens, Modulated Transfer Function (MTF) Plot, 500mm Working Distance, f5.6



#15-650, 25mm, f/5.6 Cw Series Fixed Focal Length Lens, Depth of Field Plot, 500mm Working Distance, f5.6