

**TECHSPEC** 25mm FL f/8, Blue Series M12 Lens



25mm FL Blue Series M12 Lens



Stock #83-955 **20+ In Stock**

⊖ 1 ⊕ €81<sup>00</sup>

**ADD TO CART**

Volume Pricing	
Qty 1-49	€81,00 each
Qty 50+	€64,00 each
Need More?	<a href="#">Request Quote</a>

ⓘ Prices shown are exclusive of VAT/local taxes

Product Downloads

**General**

Blue Series **Product Family:**

M12 Imaging Lens **Type:**

No **IR Cut Filter:**

High Performance M12 Lens **Imaging Lens Type:**

## Physical & Mechanical Properties

Fixed **Iris Option:**  
30.00 **Length (mm):**  
18 **Maximum Diameter (mm):**  
18 **Outer Diameter (mm):**  
12 **Weight (g):**

## Optical Properties

**Horizontal Field of View @ Max Sensor Format:**  
16.2°

**Field of View at Max Sensor Format:**  
Horizontal: 40.0mm - 16.2°  
Vertical: 26.5mm - 10.9°  
Diagonal: 44.3mm - 18°

**Horizontal Field of View, 1/1.8" Sensor:**  
40.0mm - 16.2°

**Horizontal Field of View, 1/2" Sensor:**  
35.4mm - 14.5°

**Horizontal Field of View, 1/2.5" Sensor:**  
32.1mm - 13.1°

**Horizontal Field of View, 1/3" Sensor:**  
26.5mm - 10.9°

**Horizontal Field of View, 1/4" Sensor:**  
19.9mm - 8.2°

**Maximum Image Circle (mm):**  
9.00

**Numerical Aperture NA, Object Side:**  
0.0102

**Number of Elements (Groups):**  
6(5)

**Wavelength Range (nm):**  
400 - 700

**Focal Length FL (mm):**  
25.00

**Working Distance (mm):**  
150 - ∞

**Aperture (f/#):**  
f/8

**Distortion (%):**  
0.59 @ Full Field

**Back Focal Length BFL (mm):**  
8.5 - 6.5

**Coating Specification:**  
M4 MgF<sub>2</sub> @ 550nm

**Entrance Pupil Position (mm):**  
4.15

**Object Space Principal Plane (mm):**  
11.90

**Image Space Principal Plane (mm):**  
-19.03

**Maximum Distortion (%):**  
-0.59

**Exit Pupil Position (mm):**  
-30.25

**Lens Wavelength Range:**  
VIS

## Sensor

**Maximum Sensor Format:**  
1/1.8"  
**Pixel Size (μm):**  
1.40

## Threading & Mounting

**Filter Thread:**  
N/A

S-Mount (M12 x0.5)

Mount:

## Regulatory Compliance

Compliant

RoHS 2015:

View

Certificate of Conformance:

Compliant

Reach 247:

## Product Details

- Up to 1/2", S-Mount Lens
- Up to 5 MegaPixels, 1.4µm Pixel Size Sensors
- High Resolution Board Camera Lens Optimized for Close WD
- 2mm to 35mm Focal Length
- **Ruggedized Designs** Also Available

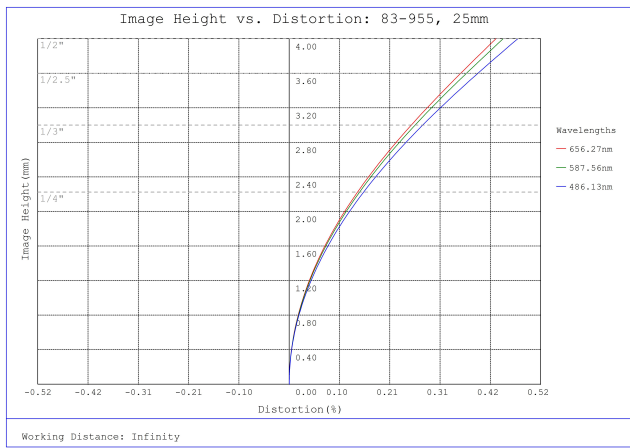
TECHSPEC® Blue Series M12 Lenses feature high resolution performance, along with the same great versatility of our **TECHSPEC® Green Series M12 Lenses**. Each lens consists of several precision glass elements mounted in a compact, aluminum housing. These lenses can connect to C-Mount cameras using the M12 x0.5 Adapter for C-Mount Cameras (#53-675) or the M12 x0.5 C-Mount Adapter with Rubber O-Ring (#59-241) for vibration-sensitive environments. TECHSPEC® Blue Series M12 Lenses are ideal for automotive, industrial, and medical imaging application. Prescription data is available by submitting a [Request for Prescription Form](#).

**Note:** Compatible **TECHSPEC® M12 Imaging Lens Accessories** available.

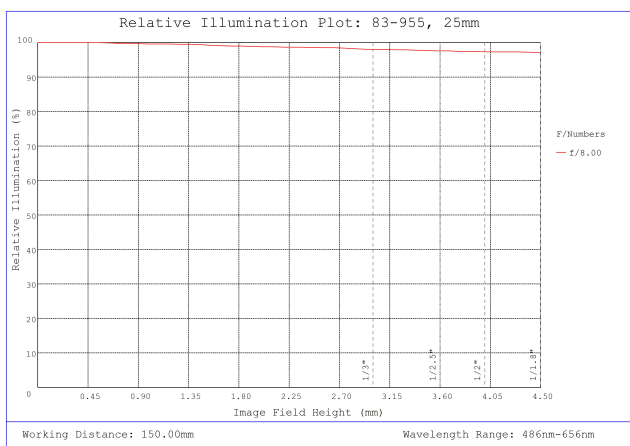
Edmund Optics has created multiple product families of our TECHSPEC® M12 S-Mount Lenses, which are designed to provide high resolution. These high performance lenses feature precision glass designs in a metal housing and have optimized specifications between each product family to meet your application needs.

- Blue Series M12 Lenses: High resolution finite conjugate designs optimized for machine vision working distances.
- **Rugged Blue Series M12 Lenses:** **Stabilized ruggedization** versions of our Blue Series M12 Lenses, utilizing the same optics.
- **Green Series M12 Lenses:** Finite conjugate designs optimized for machine vision working distances.
- **Red Series M12 Lenses:** Infinite conjugate designs optimized for high resolution performance out to infinity.
- **HEO Series M12 Lenses:** Harsh Environment Optics (HEO) sealed versions of our Red Series M12 Lenses.
- **Liquid Lens M12 Lenses:** Integrated liquid lens for fast electronic focus.

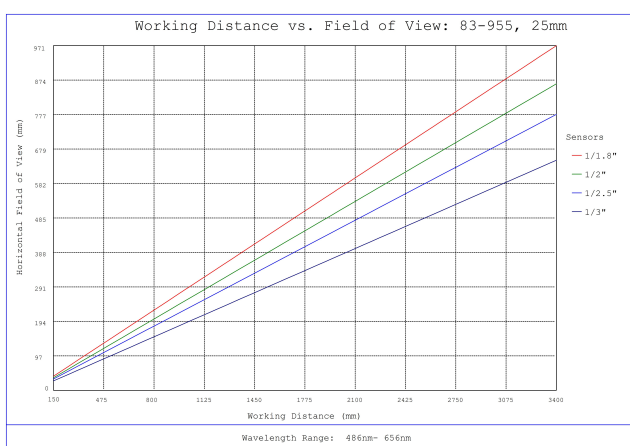
## Technical Information



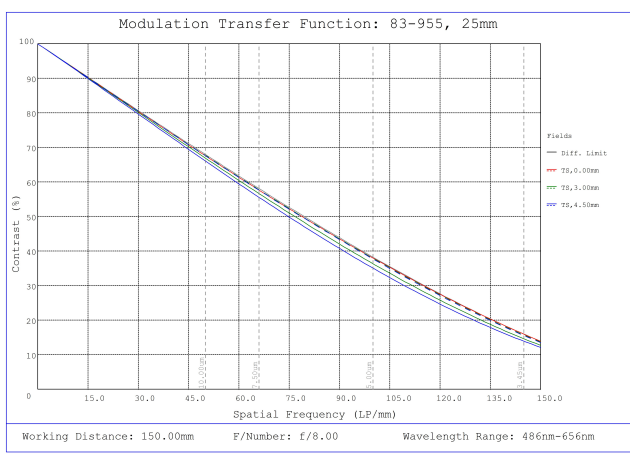
#83-955, 25mm FL f/8, Blue Series M12 Lens, Distortion Plot



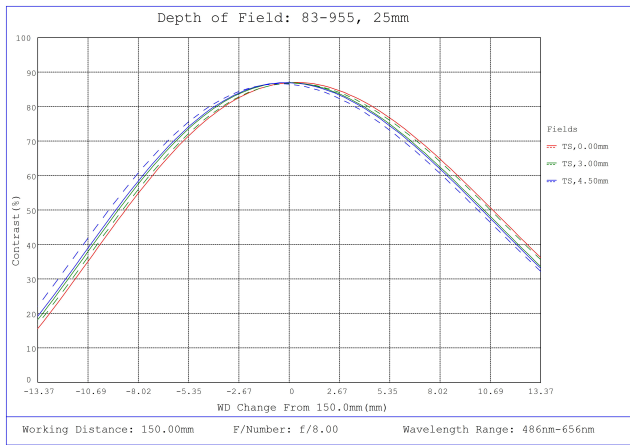
#83-955, 25mm FL f/8, Blue Series M12 Lens, Relative Illumination Plot



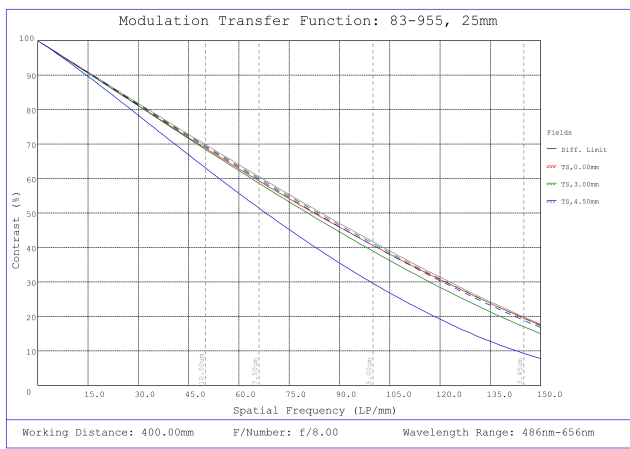
#83-955, 25mm FL f/8, Blue Series M12 Lens, Working Distance versus Field of View Plot



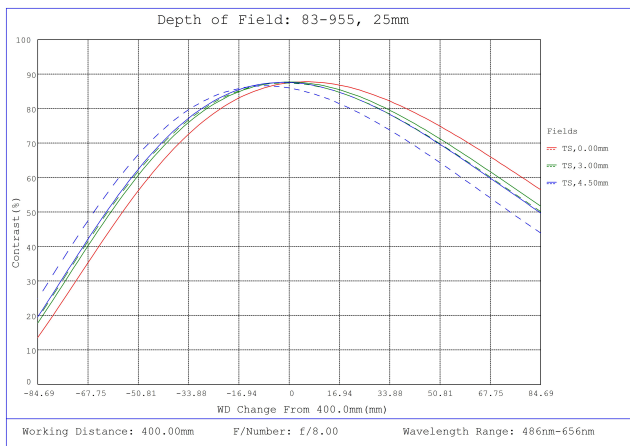
#83-955, 25mm FL f/8, Blue Series M12 Lens, Modulated Transfer Function (MTF) Plot, 150mm Working Distance, f8



#83-955, 25mm FL f/8, Blue Series M12 Lens, Depth of Field Plot, 150mm Working Distance, f8



#83-955, 25mm FL f/8, Blue Series M12 Lens, Modulated Transfer Function (MTF) Plot, 400mm Working Distance, f8



#83-955, 25mm FL f/8, Blue Series M12 Lens, Depth of Field Plot, 400mm Working Distance, f8

Focal Length	A	B	C*	D
2.0mm	18.0mm	21.7mm	2.26mm	4.75mm
3.0mm	14.0mm	17.1mm	4.8 - 4.7mm	5.8mm
4.0mm	14.0mm	19.7mm	6.1 - 6.0mm	4.4mm
5.0mm	14.0mm	14.6mm	4.0 - 3.9mm	3.7mm
6.0mm	14.0mm	14.1mm	6.9 - 6.8mm	4.5mm
8.0mm	14.0mm	12.3mm	8.8 - 8.6mm	3.7mm
10.0mm	14.0mm	17.0mm	6.6 - 6.3mm	3.7mm

12.5mm	15.0mm	22.9mm	10.1 - 9.7mm	4.8mm
17.5mm	14.0mm	20.7mm	5.8 - 4.9mm	7.6mm
25.0mm	18.0mm	30.0mm	8.5 - 6.5mm	11.5mm
35.0mm	18.0mm	29.5mm	18.72 - 14.0mm	14.5mm
□				

\*Specified for Optimized Working Distance of 150 - 250mm.

;