


[All Products](#) / [Optics](#) / [Windows](#) / [λ/4 N-BK7 Precision Windows](#)

[See all 447 Products in Family](#)

TECHSPEC® 35mm



Please select your shipping country to view the most accurate inventory information, and to determine the correct Edmund Optics sales office for your order.

Select Your Country/Region: European Union

Submit

1

€117⁰⁰

ADD TO CART

Volume Pricing	
Qty 1-5	€117,00 each
Qty 6-25	€93,00 each
Qty 26-49	€87,50 each
Need More?	Request Quote

Prices shown are exclusive of VAT/local taxes

Product Downloads

- STEP:step
- Curve:pdf
- PDF Drawing:pdf
- IGES:igs
- Curve (xlsx):xlsx
- eDrawing:eprt
- EO Spec Sheet
- [Download All](#)

General

Type: Protective Window

Type of Window: Glass

Physical & Mechanical Properties

Clear Aperture CA (mm): 31.50 x 31.50

Dimensions (mm): 35.00 x 35.00 +0.00/-0.25

Thickness (mm): 1.00 ±0.20

Length (mm): 35.00

Width (mm): 35.00

Parallelism (arcmin): <1

Bevel: Protective as needed

Clear Aperture (%): 90

Edges: Fine Ground

Poisson's Ratio: 0.21

Young's Modulus (GPa): 82

Knoop Hardness (kg/mm²): 610.00

Optical Properties

Coating: MgF₂ (400-700nm)

Substrate: **N-BK7**

Index of Refraction (n_d): 1.516

Surface Quality: 60-40

Transmitted Wavefront, P-V: λ/4

Abbe Number (v_d): 64.17

Coating Specification: R_{avg} ≤1.75% @ 400 - 700nm

Wavelength Range (nm): 400 - 700

Damage Threshold, Reference: 10 J/cm² @ 532nm, 10ns ⓘ

Material Properties

Density (g/cm³): 2.51

Please select your shipping country to view the most accurate inventory information, and to determine the correct Edmund Optics sales office for your order.

Select Your Country/Region:

Regulatory Compliance

RoHS 2015: **Compliant**

Certificate of Conformance: **View**

Reach 253: **Compliant**

Need different specs or modifications?

Edmund Optics offers comprehensive custom manufacturing services for optical and imaging components tailored to your specific application requirements. Whether in the prototyping phase or preparing for full-scale production, we provide flexible solutions to meet your needs. Our experienced engineers are here to assist—from concept to completion.

Our capabilities include:

- Custom dimensions, materials, coatings, and more
- High-precision surface quality and flatness
- Tight tolerances and complex geometries
- Scalable production—from prototype to volume

Learn more about our [custom manufacturing capabilities](#) or submit an inquiry [here](#).

Product Details

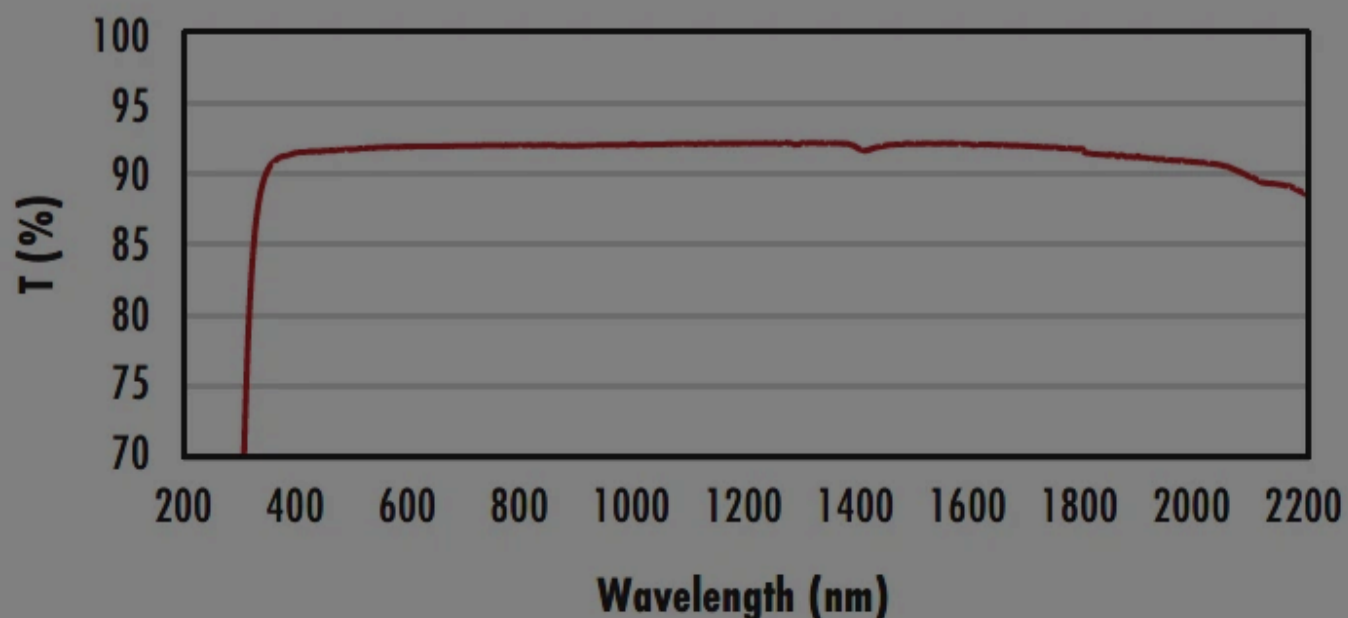
- Circular and Rectangular Sizes from 2mm to 200mm
- 8 Broadband Anti-Reflection Coating Options Available
- World's Largest Selection of Standard N-BK7 Windows
- Also Available with [Ultra-Thin N-BK7 Windows](#)

TECHSPEC® λ/4 N-BK7 Precision Windows are ideally suited for industrial and low-power laser applications. The high tolerance design yields minimal beam distortion and scatter. Broadband coating options extend the range of these precision windows through the visible and near-infrared spectra. TECHSPEC® λ/4 N-BK7 Precision Windows are offered in circular and rectangular sizes ranging from 2mm to 200mm.

Note: New additions to this product family may be specified with a transmitted wavefront distortion (TWD) specification instead of a surface flatness. For more information on the difference between these two specifications, see our application note on [Understanding Optical Windows](#).

Technical Information

Uncoated N-BK7 Typical Transmission



Typical transmission of a 3mm thick, uncoated N-BK7 window across the UV - NIR spectra.

[Click Here to Download Data](#)

N-BK7 with MgF₂ Coating Typical Transmission



Please select your shipping country to view the most accurate inventory information, and to determine the correct Edmund Optics sales office for your order.

Select Your Country/Region:

Typical transmission of a 3mm thick N-BK7 window with MgF₂ (400-700nm) coating at 0° AOI.

The blue shaded region indicates the coating design wavelength range, with the following specification:

$$R_{avg} \leq 1.75\% \text{ @ } 400 - 700\text{nm (N-BK7)}$$

Data outside this range is not guaranteed and is for reference only.

[Click Here to Download Data](#)

N-BK7 with VIS-EXT Coating Typical Transmission



Typical transmission of a 3mm thick N-BK7 window with VIS-EXT (350-700nm) coating at 0° AOI.

The blue shaded region indicates the coating design wavelength range, with the following specification:

$$R_{avg} \leq 0.5\% \text{ @ } 350 - 700\text{nm}$$

Data outside this range is not guaranteed and is for reference only.

[Click Here to Download Data](#)

N-BK7 with VIS-NIR Coating Typical Transmission



Typical transmission of a 3mm thick N-BK7 window with VIS-NIR (400-1000nm) coating at 0° AOI.

The blue shaded region indicates the coating design wavelength range, with the following specification:

$$\begin{aligned} R_{abs} &\leq 0.25\% \text{ @ } 880\text{nm} \\ R_{avg} &\leq 1.25\% \text{ @ } 400 - 870\text{nm} \\ R_{avg} &\leq 1.25\% \text{ @ } 890 - 1000\text{nm} \end{aligned}$$

Data outside this range is not guaranteed and is for reference only.

[Click Here to Download Data](#)

N-BK7 with VIS 0° Coating Typical Transmission



Typical transmission of a 3mm thick N-BK7 window with VIS 0° (425-675nm) coating at 0° AOI.

The blue shaded region indicates the coating design wavelength range, with the following specification:

$$R_{avg} \leq 0.4\% \text{ @ } 425 - 675\text{nm}$$

Data outside this range is not guaranteed and is for reference only.

[Click Here to Download Data](#)

N-BK7 with YAG-BBAR Coating Typical Transmission



Typical transmission of a 3mm thick N-BK7 window with YAG-BBAR (500-1100nm) coating at 0° AOI.

The blue shaded region indicates the coating design wavelength range, with the following specification:

$$R_{abs} \leq 0.25\% \text{ @ } 532\text{nm}$$

$$R_{abs} \leq 0.25\% \text{ @ } 1064\text{nm}$$

$$R_{avg} \leq 1.0\% \text{ @ } 500 - 1100\text{nm}$$

Data outside this range is not guaranteed and is for reference only.

[Click Here to Download Data](#)

N-BK7 with NIR I Coating Typical Transmission



Typical transmission of a 3mm thick N-BK7 window with NIR I (600 - 1050nm) coating at 0° AOI.

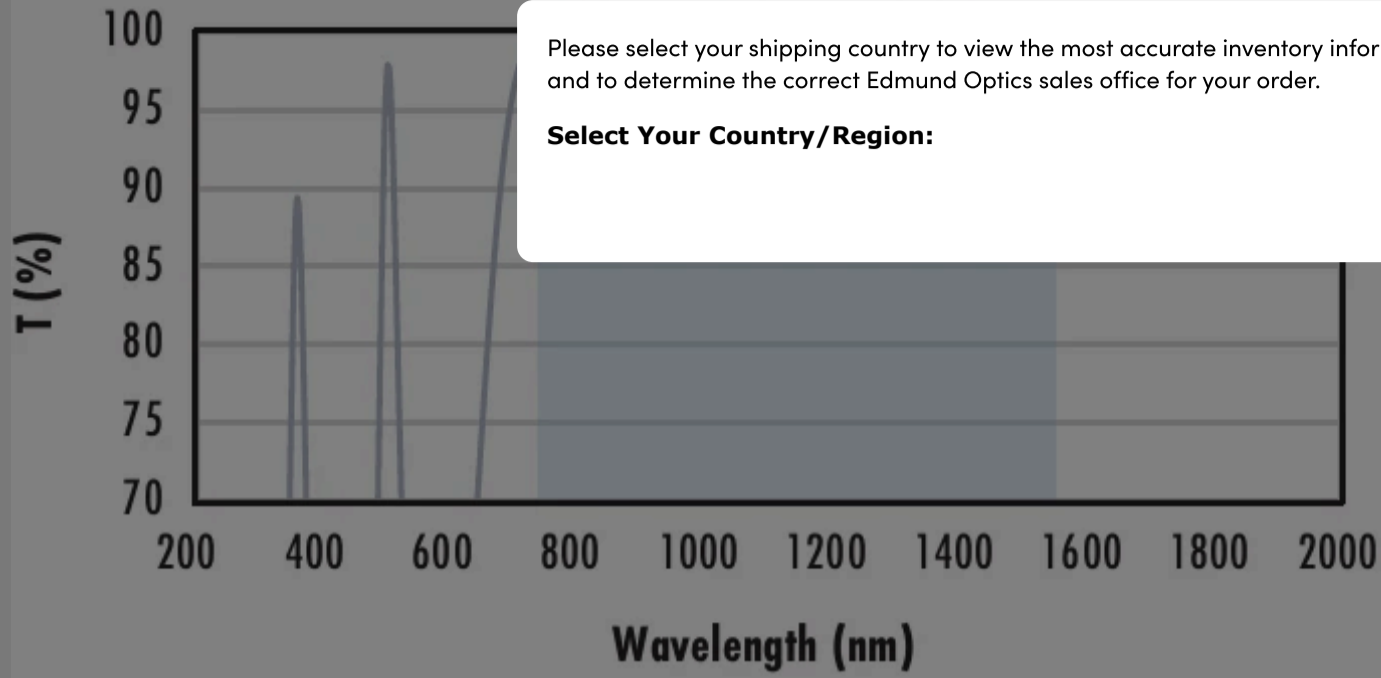
The blue shaded region indicates the coating design wavelength range, with the following specification:

$$R_{avg} \leq 0.5\% \text{ @ } 600 - 1050\text{nm}$$

Data outside this range is not guaranteed and is for reference only.

[Click Here to Download Data](#)

N-BK7 with NIR II Coating Typical Transmission



Please select your shipping country to view the most accurate inventory information, and to determine the correct Edmund Optics sales office for your order.

Select Your Country/Region:

Typical transmission of a 3mm thick N-BK7 window with NIR II (750 - 1550nm) coating at 0° AOI.

The blue shaded region indicates the coating design wavelength range, with the following specification:

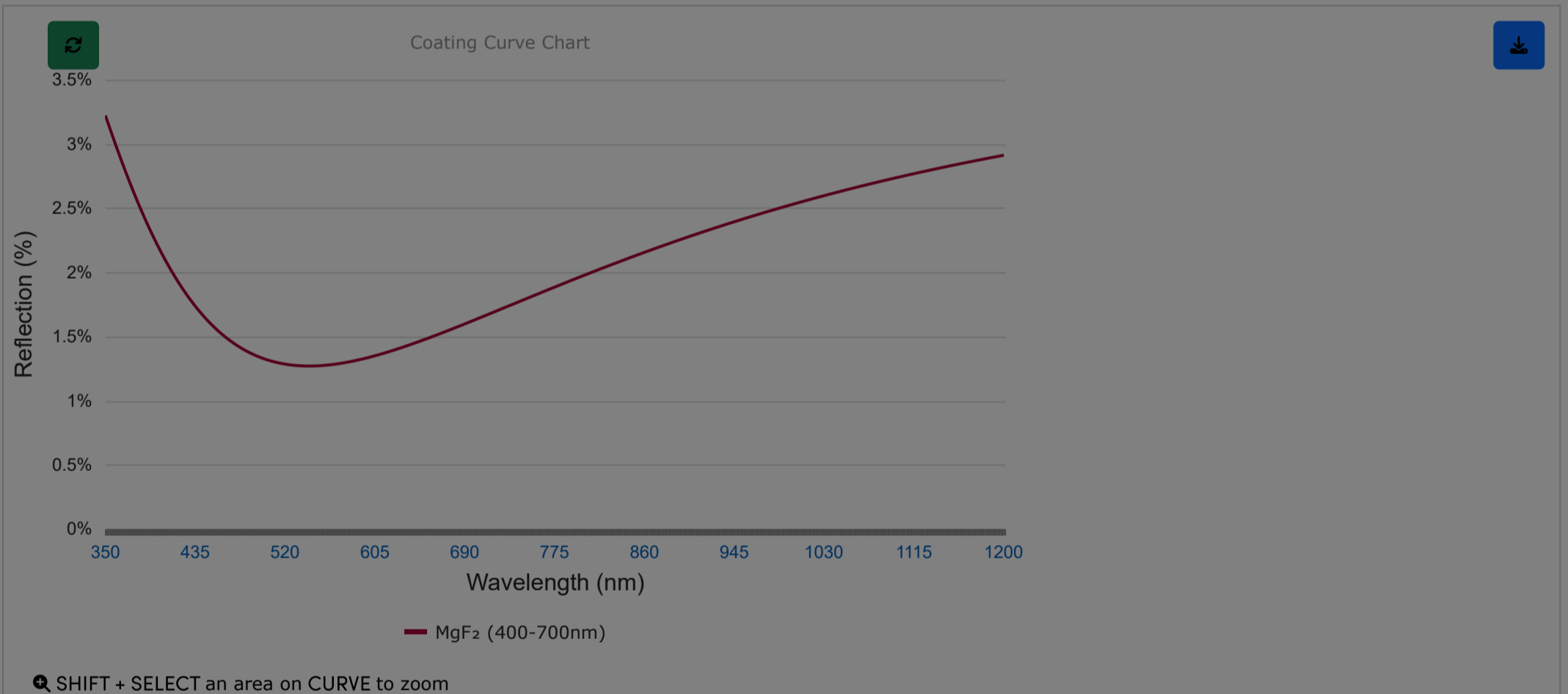
- $R_{abs} \leq 1.5\%$ @ 750 - 800nm
- $R_{abs} \leq 1.0\%$ @ 800 - 1550nm
- $R_{avg} \leq 0.7\%$ @ 750 - 1550nm

Data outside this range is not guaranteed and is for reference only.

[Click Here to Download Data](#)

Coating Curves

MgF₂ (400-700nm)



Please note that coating performance outside each product's specified design range is theoretical and may vary.

Related Products



Cage System Optical Lens Mounts



C, S, and T-Mount Circular Optic Mounts



PUROSOL™ Optical Cleaner



λ/10 UV Fused Silica Windows

Frequently Purchased Together



#39-728 - 200µm Aperture Diameter, Unmounted, Precision Pinhole
€72,50

Please select your shipping country to view the most accurate inventory information, and to determine the correct Edmund Optics sales office for your order.

Select Your Country/Region:



#39-881 - 400µm Aperture Diameter, Unmounted, Precision Pinhole
€72,50

#39-882 - 600µm Aperture Diameter, Unmounted, Precision Pinhole
€72,50

#53-047 - C-Mount Light Guide Mounting Adapter
€40,25

Resources

Media Type

- Application Note
- Technical Tool
- Video
- Glossary
- FAQ

APPLICATION NOTE

Anti-Reflection (AR) Coatings

APPLICATION NOTE

An Introduction to Optical Coatings

TECHNICAL TOOL

Beam Displacement Calculator

APPLICATION NOTE

Understanding Optical Windows

VIDEO

Optical Windows Review

APPLICATION NOTE

Optical Glass

[View More](#)